



“Taking transit should be delightful”

The actual ride can be delightful

Long waits for the bus

And long walks to the bus are not

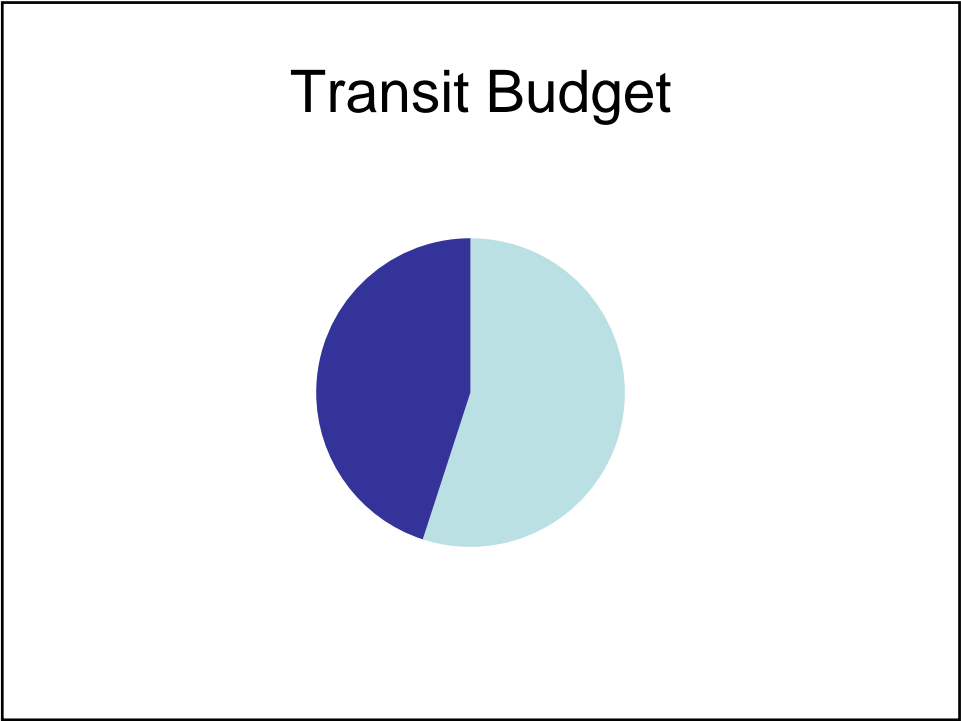
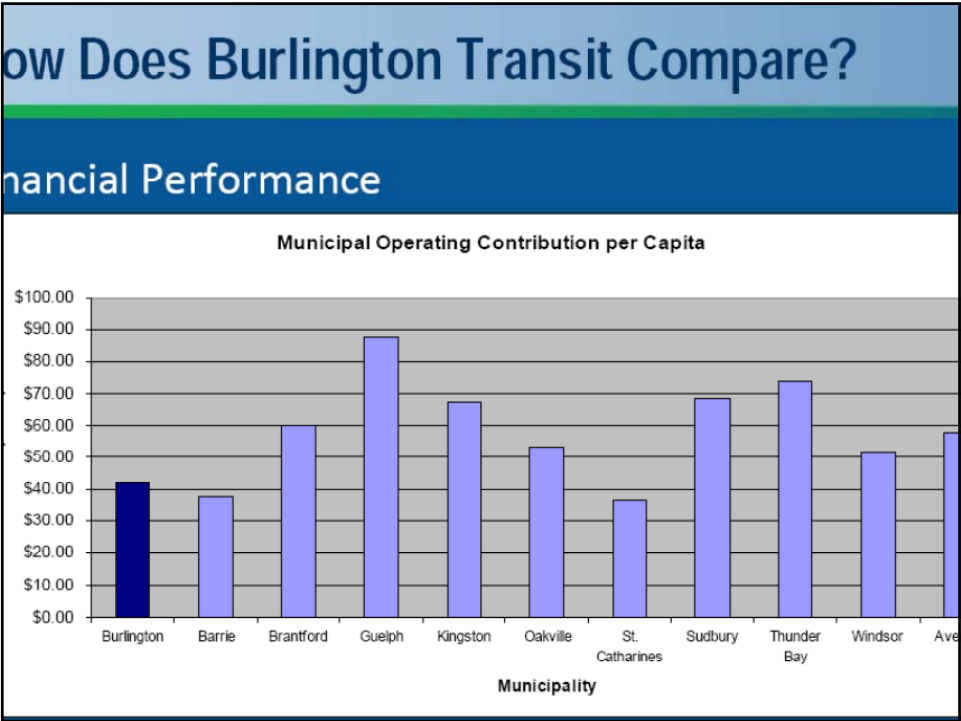
“Your intentions are revealed by  
your budget”

“Sweet spot of failure”

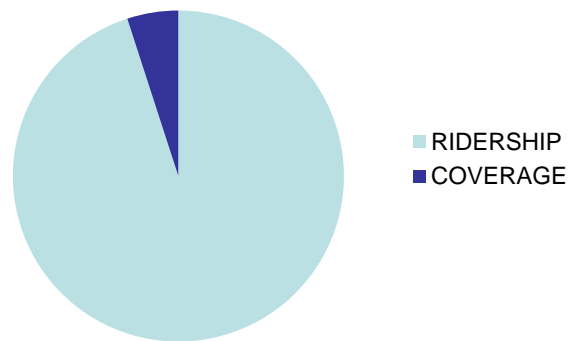
**Municipal Per Capita Spending on Transit Operating Costs-  
Burlington and Peer Communities**

Table presented to Burlington City Council by Jarrett Walker at  
the Committee of the Whole Meeting on November 14, 2016.

City	Revenue Hours	Service Area Population	Revenue Hours per Capita	Municipal Operating Contributions/Cap
Barrie	172,042	135,543	1.25	\$70.90
<b>Burlington</b>	<b>160,072</b>	<b>170,310</b>	<b>0.94</b>	<b>\$48.41</b>
Guelph	308,800	141,097	2.18	\$92.12
Kingston	219,323	115,142	1.90	\$111.68
Oakville	202,206	188,000	1.08	\$76.80
St. Catharines	168,704	149,331	1.13	\$59.14
Sudbury	160,715	138,000	1.21	\$77.97



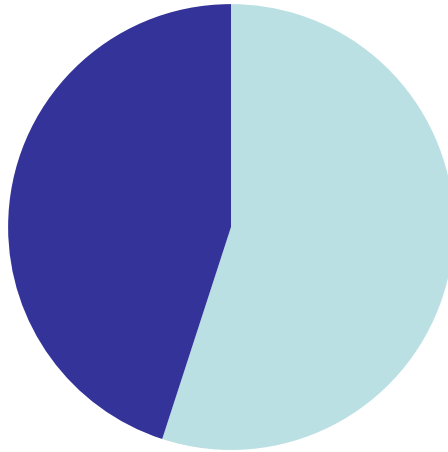
## Transit Budget



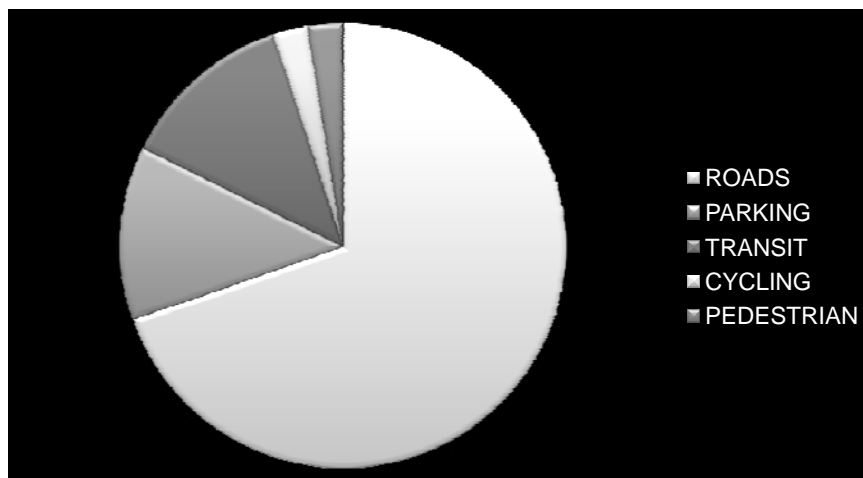
## Robbing Mrs. Jones to Pay Paul

- Consequences of elimination coverage is to remove lifelines i.e. no access to get to stores, medical appointments, and jobs.
- Is Burlington an inclusive, accessible, walkable community?
- Service Standards are a fair way of determining access for the community.

## Transit Budget Grow the Pie



## Transportation Budget



## 10-year All Projected Transit Services Requirements/Revenue

YEAR	BALANCE	ELIGIBLE TRANSIT REVENUE *	CUMULATIVE CLOSING BALANCE
2017	\$3,798,848	\$2,308,848	\$3,499,996
2018	\$3,499,996	\$2,359,746	\$3,138,342
2019	\$3,138,342	\$2,359,746	\$1,155,087
2020	\$1,155,087	\$2,359,746	\$726,133
2021	\$726,133	\$2,359,746	(\$4,533,495)
2022	(\$4,533,495)	\$2,359,746	(\$6,653,449)
2023	(\$6,653,449)	\$2,359,746	(\$5,039,703)
2024	(\$5,039,703)	\$2,359,746	(\$5,976,957)
2025	(\$5,976,957)	\$2,359,746	(\$4,103,212)
2026	(\$4,103,212)	\$2,359,746	(\$2,229,466)

## RECOMMENDATIONS

Combine the planned transit (2017-18) and transportation (2020-21) studies into a comprehensive transportation study

## RECOMMENDATION

- Revise schedules to restore connectivity with GO trains and other transit routes and make this a strategic goal in future transportation planning.

## RECOMMENDATION

- Study and propose a new route structure, as envisaged by Messrs. Toderian and Walker. But do so in the context of an overall transportation study, and maintain the goal of city-wide coverage.

## RECOMMENDATION

Study the impact of increased transit investment as a way to reduce spending on roads.

## RECOMMENDATION

Plan for a significant increase in municipal support for transit for the 2018 and beyond through a reallocation of transportation resources.



