



“Your intentions are revealed by  
your budget”

“Sweet spot of failure”

**Municipal Per Capita Spending on Transit Operating Costs-  
Burlington and Peer Communities**

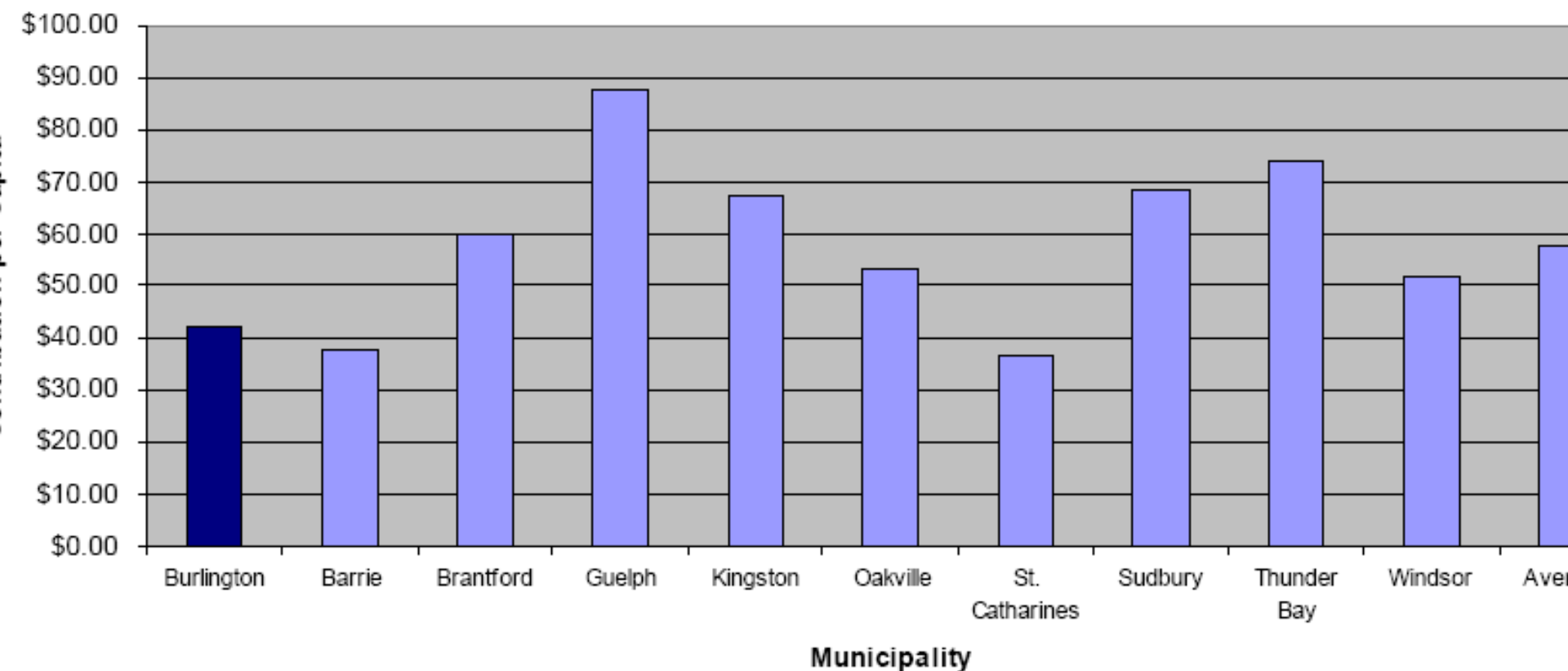
Table presented to Burlington City Council by Jarrett Walker at the Committee of the Whole Meeting on November 14, 2016.

City	Revenue Hours	Service Area Population	Revenue Hours per Capita	Municipal Operating Contributions/Cap
Barrie	172,042	135,543	1.25	\$70.90
<b>Burlington</b>	<b>160,072</b>	<b>170,310</b>	<b>0.94</b>	<b>\$48.41</b>
Guelph	308,800	141,097	2.18	\$92.12
Kingston	219,323	115,142	1.90	\$111.68
Oakville	202,206	188,000	1.08	\$76.80
St. Catharines	168,704	149,331	1.13	\$59.14
Sudbury	160,715	138,000	1.21	\$77.97

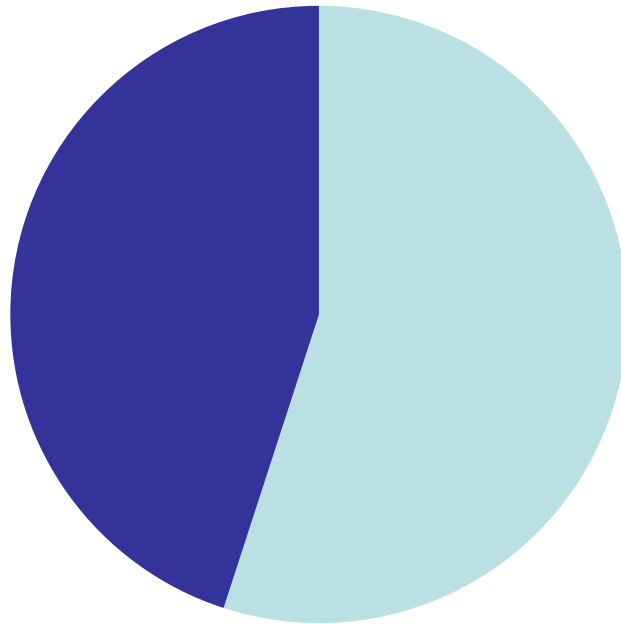
# How Does Burlington Transit Compare?

## Financial Performance

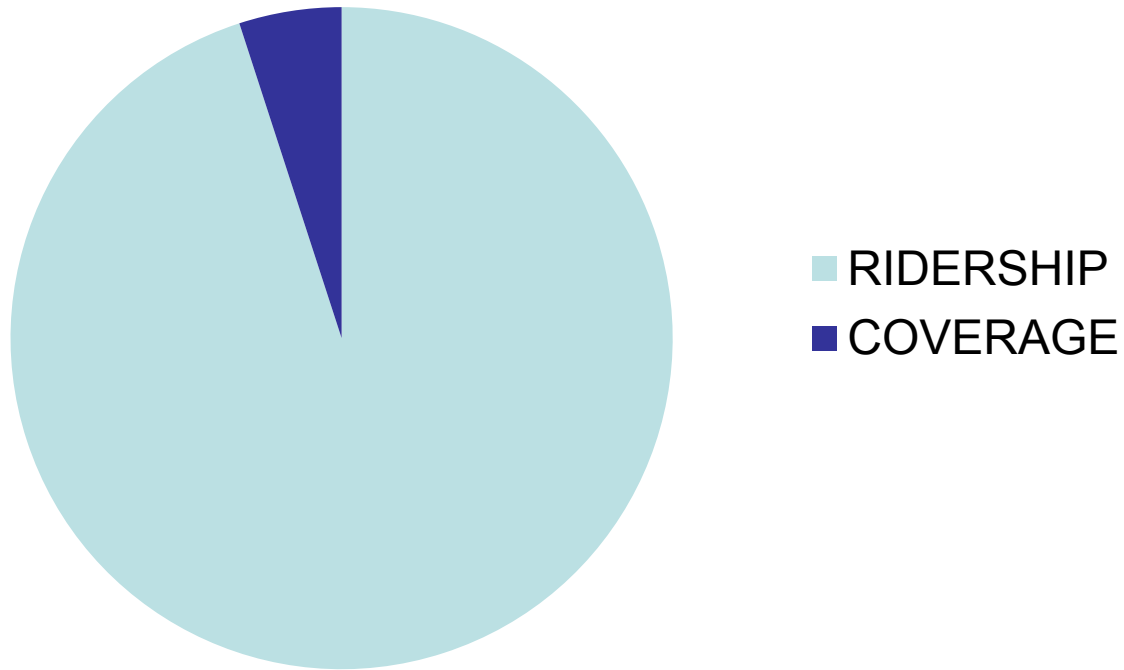
Municipal Operating Contribution per Capita



# Transit Budget



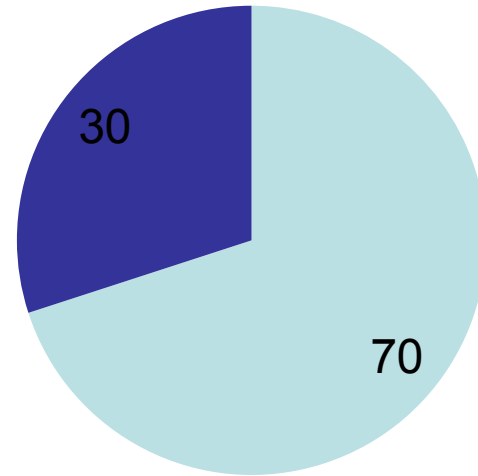
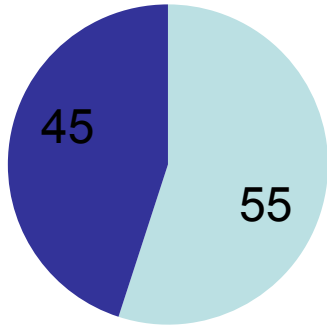
# Transit Budget



# Robbing Mrs. Jones to Pay Paul

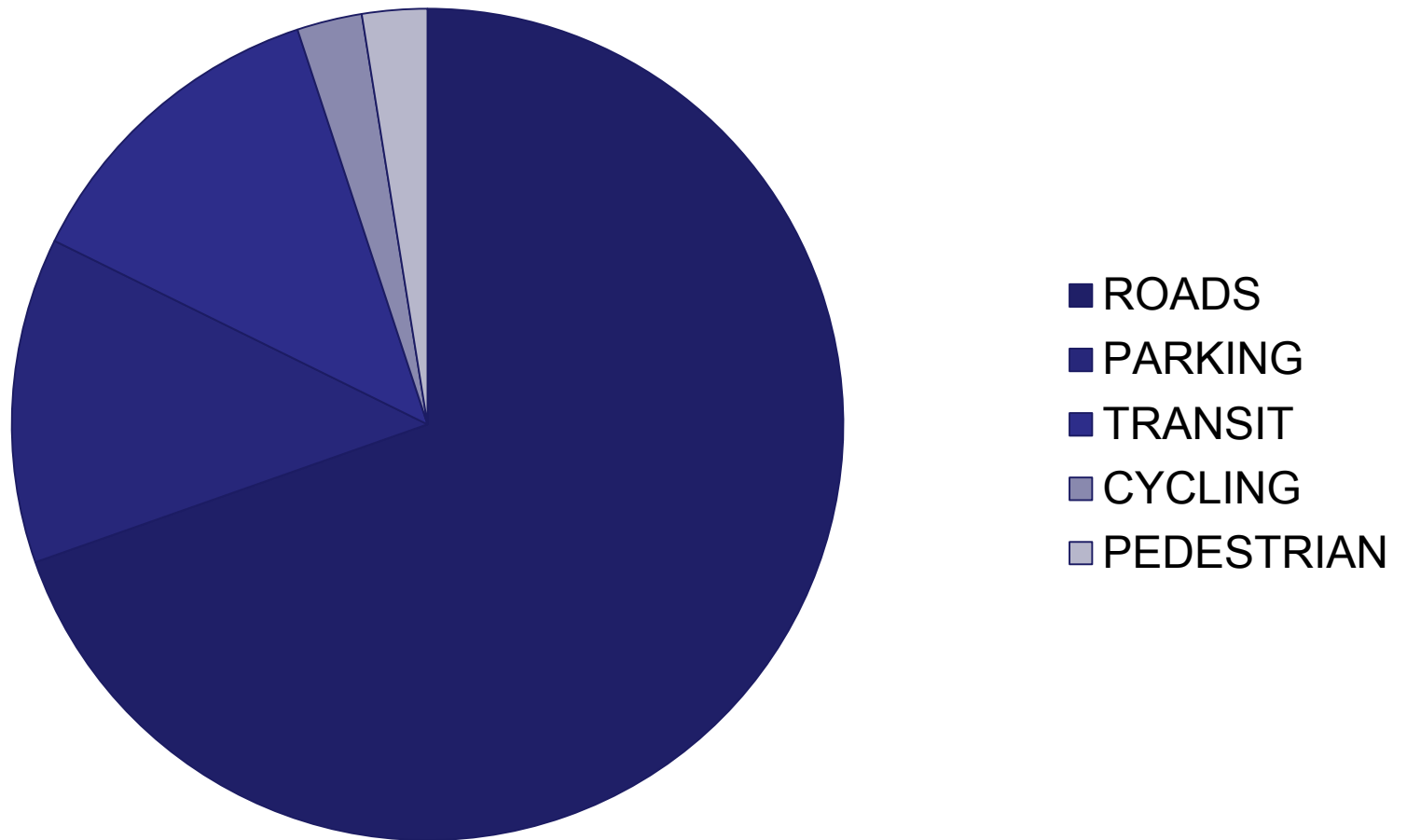
- Consequences of elimination coverage is to remove lifelines i.e. no access to get to stores, medical appointments, and jobs.
- Is Burlington an inclusive, accessible, walkable community?
- Service Standards are a fair way of determining access for the community.

# Transit Budget - Grow the Pie





# Transportation Budget



## 10-year All Projected Transit Services Requirements/Revenue

YEAR	BALANCE	ELIGIBLE TRANSIT REVENUE*	CUMULATIVE CLOSING BALANCE
2017	\$3,798,848	\$2,308,848	\$3,499,996
2018	\$3,499,996	\$2,359,746	\$3,138,342
2019	\$3,138,342	\$2,359,746	\$1,155,087
2020	\$1,155,087	\$2,359,746	\$726,133
2021	\$726,133	\$2,359,746	(\$4,533,495)
2022	(\$4,533,495)	\$2,359,746	(\$6,653,449)
2023	(\$6,653,449)	\$2,359,746	(\$5,039,703)
2024	(\$5,039,703)	\$2,359,746	(\$5,976,957)
2025	(\$5,976,957)	\$2,359,746	(\$4,103,212)
2026	(\$4,103,212)	\$2,359,746	(\$2,229,466)

# RECOMMENDATIONS

Combine the planned transit (2017-18) and transportation (2020-21) studies into a comprehensive transportation study

# RECOMMENDATION

- Revise schedules to restore connectivity with GO trains and other transit routes and make this a strategic goal in future transportation planning.

# RECOMMENDATION

- Study and propose a new route structure, as envisaged by Messrs. Toderian and Walker. But do so in the context of an overall transportation study, and maintain the goal of city-wide coverage.

# RECOMMENDATION

Study the impact of increased transit investment as a way to reduce spending on roads.

# RECOMMENDATION

Plan for a significant increase in municipal support for transit for the 2018 and beyond through a reallocation of transportation resources.

# American Public Transportation Association Transit Ridership Reports - Houston

First Quarter Ridership Report 2017

Change from 2016 First Quarter Ridership -.91%

---

---

Houston Chronicle December 16 2016

**“Metro ridership in reverse after transit officials  
boasted bus system revamp would add many  
riders”**

“A year after Metro's ballyhooed revamp, officials  
report ridership is on the decline”



