

COVID-19 Emergency Response: Update

as of October 7, 2020

Corporate Services, Strategy, Risk &
Accountability Committee

October 8, 2020

Legislative Update

Report Projection – November 2020

Environment, Infrastructure and Community Services Committee

Meeting Date – November 9, 2020

Consent Agenda

- Significant Storm event by-law
- Public Tree Removal Report - 2477 Queensway Drive

Regular Agenda

- Facility Operations External Audit Summary and Section Overview
- Fireworks By-Law Update
- Beachway Park Parking Management
- Lowville Park Parking Management
- Leasing Matters (COVID-19 Related)
- Update on City Hall First Floor Design Concepts
- Gypsy Moth Management Update
- Boundary Road Agreement with the City of Hamilton

Confidential

- No reports at this time

Community Planning, Regulation and Mobility Committee/Public Meeting

Meeting Date – November 10, 2020

Public Meeting

- Brownfield Community Improvement Plan

Regular Agenda

- Update for Noise By-law
- Update for Property Standards By-law
- Recommendation Report for 4063 Upper Middle Road
- Recommendation Report for 961 & 970 Zelco Drive and 4425 South Service Road
- Transit Five Year Business Plan (2020-2024)
- Sidewalk Warrant and Local Improvement By-law Update
- Cycling Plan Update

Confidential

- No reports at this time

Report Projection – November 2020 (continued)

Corporate Services, Strategy, Risk and Accountability Committee

Meeting Date – November 12, 2020

Consent Agenda

- Quarterly status report – September 30, 2020
- Property tax write-offs

Regular Agenda

- COVID-19 emergency response (verbal)
- Service Re-design Interim Modifications and Resumptions 2021 rates and fees
- Bill 197 Covid-19 Economic Recovery Plan
- Rates and Fees
- Procedure By-law Amendments
- 2021 Council Schedule

Confidential

- COVID-19 emergency response verbal update (if required)
- L-25-20 Confidential Legal Advice Respecting a Planning Matter
- L-26-20 Confidential Legal Update on an Insurance Matter
- L-27-20 Confidential Strategic Land Report
- L-29-20 Confidential litigation update – June 1 to Sept. 30, 2020
- F-38-20 Confidential contingency report

Community Planning, Regulation and Mobility Committee

Meeting Date – November 17, 2020

- New Official Plan Regional modifications (Not a Statutory Public Meeting)

Council Workshops

November 16, 2020

- Strategic plan check-in and review #1 (PM)

November 24, 2020

- Strategic Plan Check-in and Review #2 (AM)
- Risk Governance Framework (PM)

COVID 19 Financial/Budget Update

Joan Ford,
Chief Financial Officer

COVID 19 Property Tax Collection Update

August 20th Instalment	\$110.2M (City, Region & Education)
Collections to Oct 1st	\$ 104 M
Collection Rate	94.5% (Sept 2019 95.7%)

**Tax Relief Extension for Waiving Penalty and Interest ended August 31, 2020.
Final property tax instalments delayed to Aug. & Oct. (previously June & Sept.)**

Deferral PAP Plan (Monthly Aug to Dec 2020): 249 accounts representing \$1M of the outstanding August instalment

Penalty & Interest Revenue to end of September \$895,590 (2019 \$1,832,557)

Additional Property Tax Data

August Installment Outstanding as of Oct 1, 2020

Class	August Levy	Total August Outstanding	% of August Levy
COM	\$19,056,559.69	\$1,586,002.81	8%
IND	\$13,911,902.92	\$479,372.94	3%
RES	\$70,533,543.63	\$3,836,412.25	5%
MULTI-RES	\$6,332,926.74	\$137,072.39	2%
FARM	\$357,069.58	\$41,649.41	12%
TOTALS:	\$110,192,002.56	\$6,080,509.80	6%

Deferral Program as of Oct 1, 2020

Class	# Enrolled	August Installment Outstanding	% of August Outstanding
COM	55	\$881,623.75	56%
IND	15	\$21,380.29	4%
RES	159	\$19,901.92	1%
MULTI-RES	20	\$48,335.27	35%
FARM		\$0.00	0%
TOTALS:	249	\$971,241.23	16%

COVID 19 Cash Flow Update

Cash Flow Projections (October 2/20)

	2020	2018/2019
Sept 30 th	\$58.5M*	\$19.0M
Oct 31 st	\$50.0M**	\$29.7M
Nov 30 th	\$47.6M***	\$48.1M
Dec 31 st	\$19.8M	\$13.0M
Jan 31 st (2021)	\$13.7M	\$16.4M

* Includes School Board's remittance of \$30.3M

** Assumes Region's remittance of \$35.5M

*** Includes balance of funding for Safe Restart Agreement of \$4.5M (Transit funding of \$1.6M was received on September 29th)

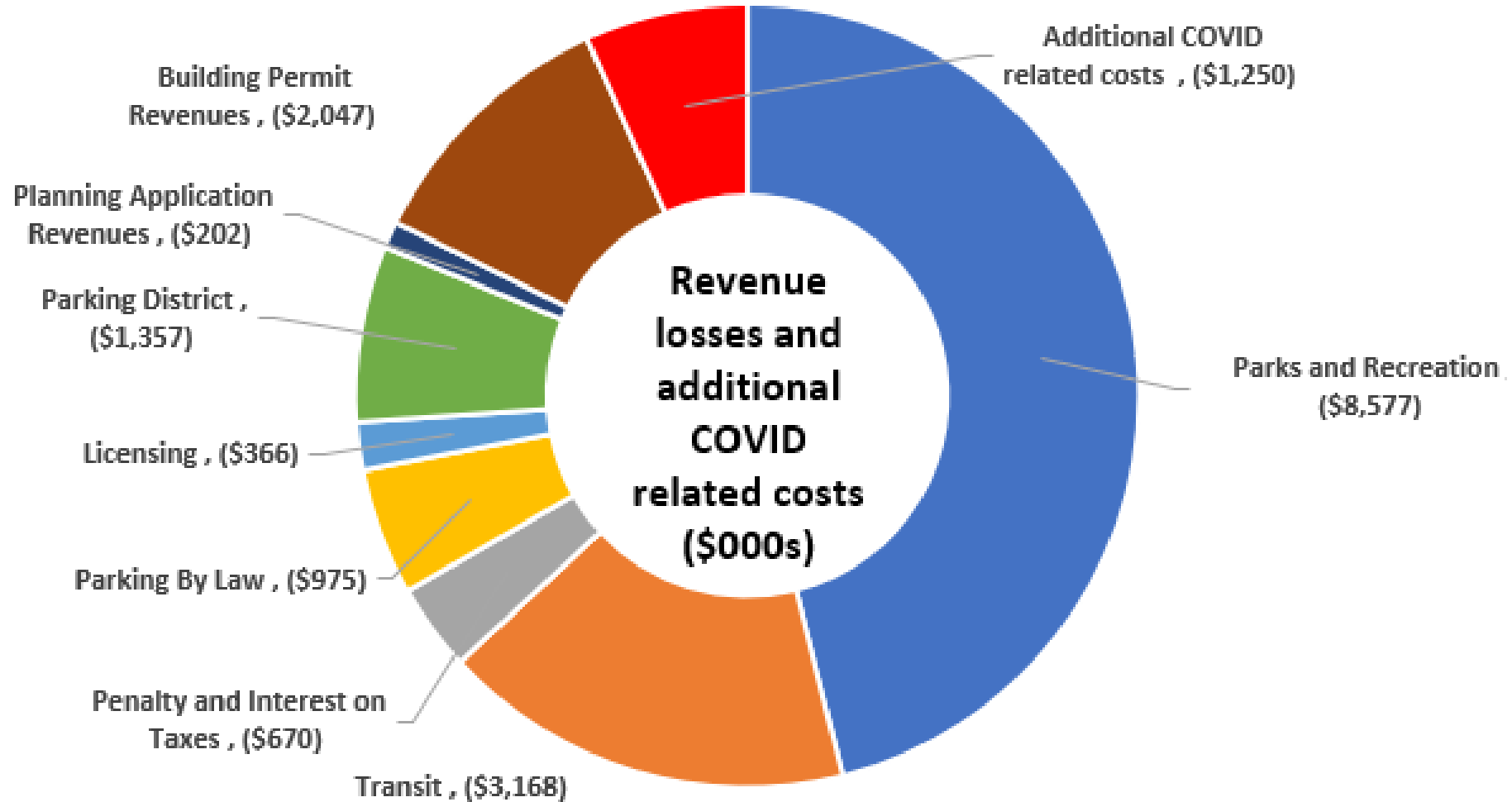
Updated Year-end Projections

2020 Year End Projections for COVID-19 pandemic*

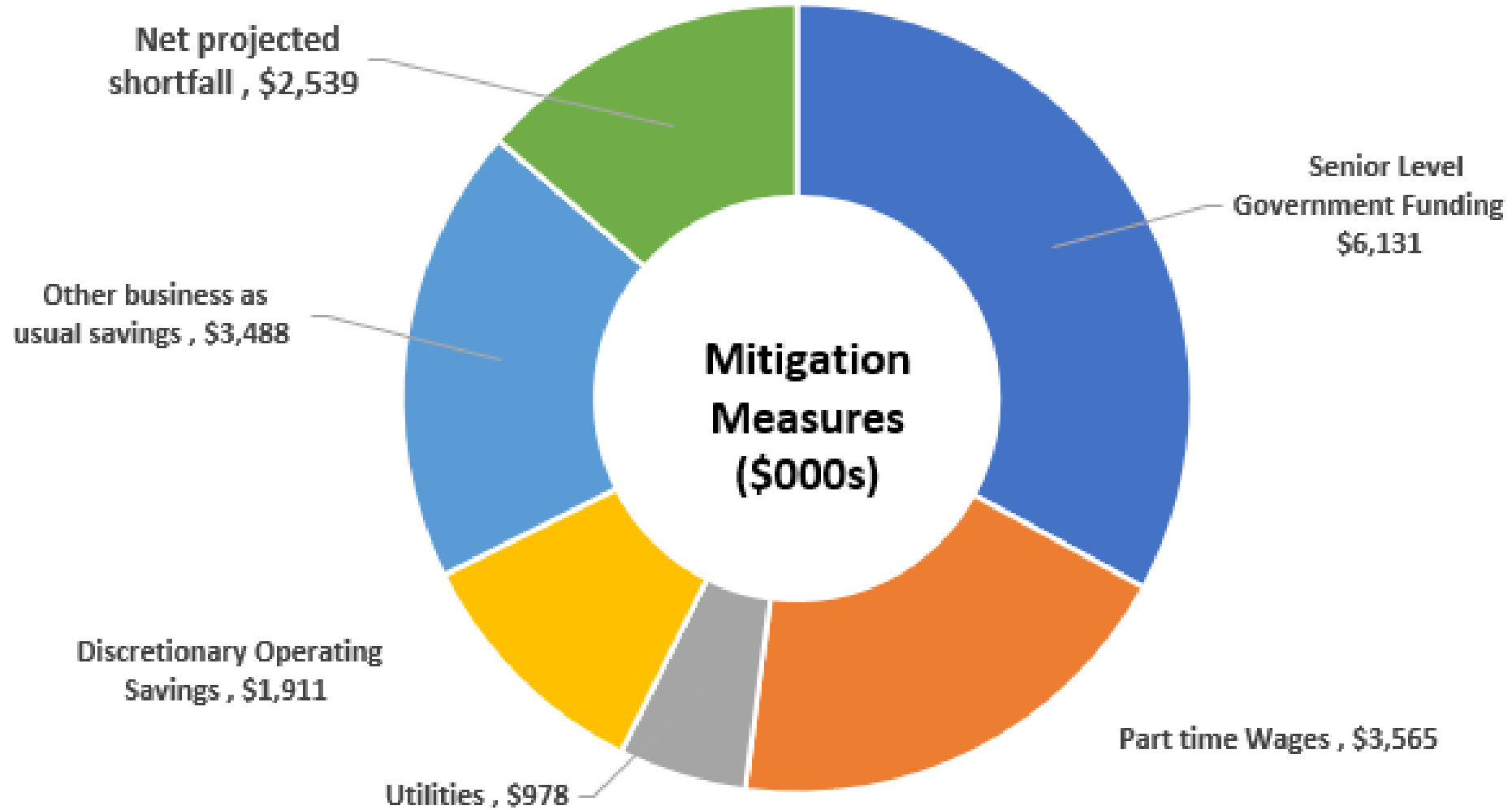
* Stage 3

Estimated Year End Net Financial Impact	
Revenue Losses (Tax Supported)	\$ 13,757,070
Revenue Losses (Non-Tax Supported)	\$ 3,605,092
COVID Related costs	\$ 1,250,000
Total Revenue Losses and COVID related costs	\$ 18,612,161
Expenditure Restraint Program Savings	\$ 6,453,630
Other Operational Savings	\$ 3,488,496
Total City-Initiated Mitigation Measures	\$ 9,942,126
Projected Shortfall	\$ (8,670,035)
Senior Level Government Funding	\$ 6,131,285
Net Projected Shortfall	\$ (2,538,750)

Revenue Losses/COVID costs



Mitigation Measures



Economic Update Briefing


Anita Cassidy

Executive Director, Burlington Economic
Development Corporation

COVID-19 Business Support & Economic Recovery

- Digital Service Squad Launched – Sept. 22
- Burlington Safe Restart Program Launching – Sept. 29
- Continued focus on BERN & coordinated COVID-19 support from Team Burlington
- Increasing focus on cross border and immigration enquiries

Digital Service Squad: A Free Resource for Your Small Business in Burlington



Attention small business owners in Burlington!

The Digital Service Squad can provide one-on-one support to help you with:

- ✓ Basic website set-up
- ✓ Google My Business profiles
- ✓ 360° photos
- ✓ Social media presence
- ✓ And so much more

To learn more visit:

[InvestBurlington.ca/DigitalServiceSquad](https://investburlington.ca/DigitalServiceSquad)

IMMIGRATION SUPPORT GUIDE

IMMIGRATION SUPPORT FOR LOCATING IN BURLINGTON

ONTARIO, CANADA

THIS BUSINESS IS A PROUD RECIPIENT OF THE



The City of Burlington and the members of Team Burlington are working together to help our local businesses open safely and follow key public health guidelines to stop the spread of COVID-19.

The Burlington Safe Restart COVID-19 Small Business Relief Grant was created to help local small businesses purchase personal protective equipment and/or renovate their space to adhere to re-opening guidelines.

The Burlington Safe Restart program is also proud to partner with Post Promise, a private-sector led initiative designed to help Canadians confidently and safely take the first steps back into public spaces and the workplace. Customers can be assured that all recipients of the Burlington Safe Restart grant has taken the Post Promise and are committed to doing their part to protect the public's health following COVID-19.

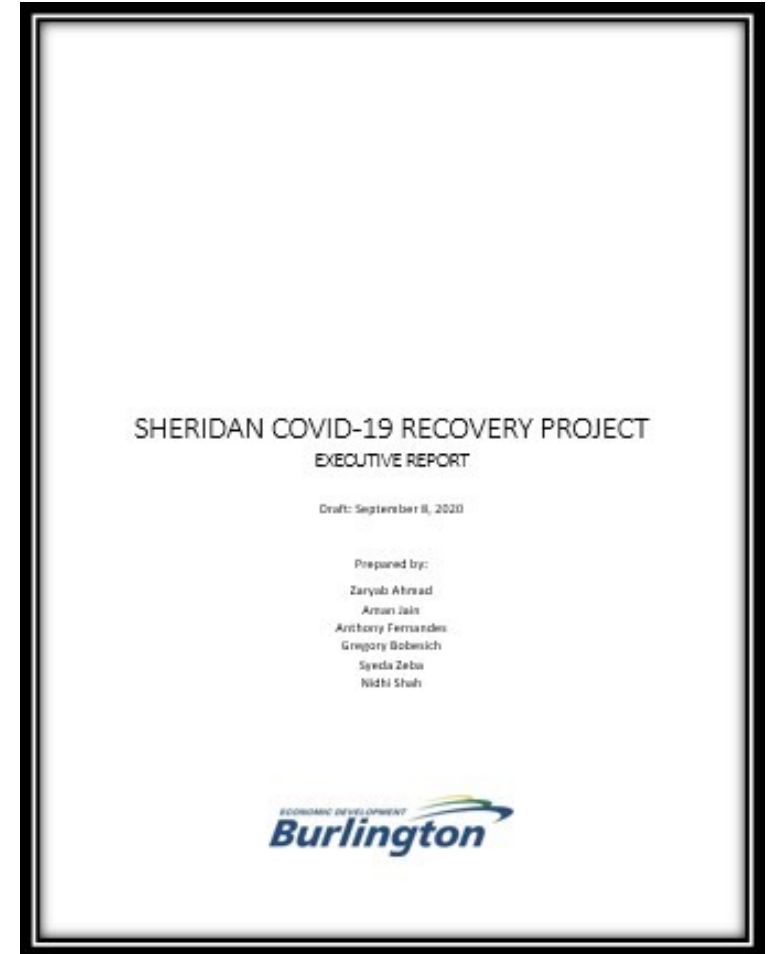


To learn more,
visit investburlington.ca/covid19

Burlington Baseline Analysis & Covid-19 Economic Impacts

- Baseline research:
 - Burlington
 - Select sectors
- Impact analysis
- Sector-specific SWOT analysis
- Business trends research
- Recommendations


Executive Summary Report Available [here](#)



Burlington Economic Recovery Network

- May – August: 10 Specific Sector Stakeholder Sessions
- August – September: 3 Key Themes Sessions
- August - Burlington Baseline & COVID-19 Impacts Analysis
- September 24th: BERN Streeting Committee
- Q4: Strategy and Key Policy and Advocacy Recommendations

BURLINGTON ECONOMIC RECOVERY NETWORK LED BY TEAM BURLINGTON



Priority Areas Emerging

1. Working in the Business - Consumer Confidence & Hospitality Industry
 - Local actions – support to extend patio season and increase consumer confidence on dining inside and outside
 - Advocacy – Travel and dining incentives programs from fed/provincial
2. Working on the business – Business Systems & Models
 - Local Actions
 - Succession Planning support networks, training and match making
 - Peer 2 Peer Learning groups & hands on virtual learning
3. Supporting the Future of Business – Entrepreneurial/Business Support
 - Local Actions
 - Reimagining business support programs across Team Burlington and TechPlace ecosystem
 - Reducing Red Tape for small business
 - Advocacy – Childcare strategy, long term programming support, clarity on cross border travel for business

Service Re-design Update

Sheila Jones,

Executive Director Strategy, Risk & Accountability

Questions