

# COVID-19 Emergency Response: Update

as of October 7, 2020

Corporate Services, Strategy, Risk &  
Accountability Committee

October 8, 2020

# Legislative Update

## Report Projection – November 2020

### Environment, Infrastructure and Community Services Committee

Meeting Date – November 9, 2020

#### Consent Agenda

- Significant Storm event by-law
- Public Tree Removal Report - 2477 Queensway Drive

#### Regular Agenda

- Facility Operations External Audit Summary and Section Overview
- Fireworks By-Law Update
- Beachway Park Parking Management
- Lowville Park Parking Management
- Leasing Matters (COVID-19 Related)
- Update on City Hall First Floor Design Concepts
- Gypsy Moth Management Update
- Boundary Road Agreement with the City of Hamilton

#### Confidential

- No reports at this time

### Community Planning, Regulation and Mobility Committee/Public Meeting

Meeting Date – November 10, 2020

#### Public Meeting

- Brownfield Community Improvement Plan

#### Regular Agenda

- Update for Noise By-law
- Update for Property Standards By-law
- Recommendation Report for 4063 Upper Middle Road
- Recommendation Report for 961 & 970 Zelco Drive and 4425 South Service Road
- Transit Five Year Business Plan (2020-2024)
- Sidewalk Warrant and Local Improvement By-law Update
- Cycling Plan Update

#### Confidential

- No reports at this time

# Report Projection – November 2020 (continued)

<p><b>Corporate Services, Strategy, Risk and Accountability Committee</b>  <b>Meeting Date – November 12, 2020</b></p>	<p><b>Community Planning, Regulation and Mobility Committee</b>  <b>Meeting Date – November 17, 2020</b></p>
<p><b>Consent Agenda</b></p> <ul style="list-style-type: none"> <li>• Quarterly status report – September 30, 2020</li> <li>• Property tax write-offs</li> </ul> <p><b>Regular Agenda</b></p> <ul style="list-style-type: none"> <li>• COVID-19 emergency response (verbal)</li> <li>• Service Re-design Interim Modifications and Resumptions 2021 rates and fees</li> <li>• Bill 197 Covid-19 Economic Recovery Plan</li> <li>• Rates and Fees</li> <li>• Procedure By-law Amendments</li> <li>• 2021 Council Schedule</li> </ul> <p><b>Confidential</b></p> <ul style="list-style-type: none"> <li>• COVID-19 emergency response verbal update (if required)</li> <li>• L-25-20 Confidential Legal Advice Respecting a Planning Matter</li> <li>• L-26-20 Confidential Legal Update on an Insurance Matter</li> <li>• L-27-20 Confidential Strategic Land Report</li> <li>• L-29-20 Confidential litigation update – June 1 to Sept. 30, 2020</li> <li>• F-38-20 Confidential contingency report</li> </ul>	<ul style="list-style-type: none"> <li>• New Official Plan Regional modifications (Not a Statutory Public Meeting)</li> </ul> <p><b>Council Workshops</b></p> <p><b>November 16, 2020</b></p> <ul style="list-style-type: none"> <li>• Strategic plan check-in and review #1 (PM)</li> </ul> <p><b>November 24, 2020</b></p> <ul style="list-style-type: none"> <li>• Strategic Plan Check-in and Review #2 (AM)</li> <li>• Risk Governance Framework (PM)</li> </ul>

# COVID 19 Financial/Budget Update

Joan Ford,  
Chief Financial Officer

# COVID 19 Property Tax Collection Update

<b>August 20<sup>th</sup> Instalment</b>	\$110.2M (City, Region & Education)
<b>Collections to Oct 1<sup>st</sup></b>	\$ 104 M
<b>Collection Rate</b>	94.5% (Sept 2019 95.7%)

**Tax Relief Extension for Waiving Penalty and Interest ended August 31, 2020.  
Final property tax instalments delayed to Aug. & Oct. (previously June & Sept.)**

**Deferral PAP Plan (Monthly Aug to Dec 2020):** 249 accounts representing \$1M of the outstanding August instalment

**Penalty & Interest Revenue to end of September**      \$895,590 (2019 \$1,832,557)

# Additional Property Tax Data

## August Installment Outstanding as of Oct 1, 2020

Class	August Levy	Total August Outstanding	% of August Levy
COM	\$19,056,559.69	\$1,586,002.81	8%
IND	\$13,911,902.92	\$479,372.94	3%
RES	\$70,533,543.63	\$3,836,412.25	5%
MULTI-RES	\$6,332,926.74	\$137,072.39	2%
FARM	\$357,069.58	\$41,649.41	12%
TOTALS:	\$110,192,002.56	\$6,080,509.80	6%

## Deferral Program as of Oct 1, 2020

Class	# Enrolled	August Installment Outstanding	% of August Outstanding
COM	55	\$881,623.75	56%
IND	15	\$21,380.29	4%
RES	159	\$19,901.92	1%
MULTI-RES	20	\$48,335.27	35%
FARM		\$0.00	0%
TOTALS:	249	\$971,241.23	16%

# COVID 19 Cash Flow Update

## Cash Flow Projections (October 2/20)

	<b>2020</b>	<b>2018/2019</b>
Sept 30 <sup>th</sup>	\$58.5M*	\$19.0M
Oct 31 <sup>st</sup>	\$50.0M**	\$29.7M
Nov 30 <sup>th</sup>	\$47.6M***	\$48.1M
Dec 31 <sup>st</sup>	\$19.8M	\$13.0M
Jan 31 <sup>st</sup> (2021)	\$13.7M	\$16.4M

\* Includes School Board's remittance of \$30.3M

\*\* Assumes Region's remittance of \$35.5M

\*\*\* Includes balance of funding for Safe Restart Agreement of \$4.5M (Transit funding of \$1.6M was received on September 29<sup>th</sup>)

# Updated Year-end Projections

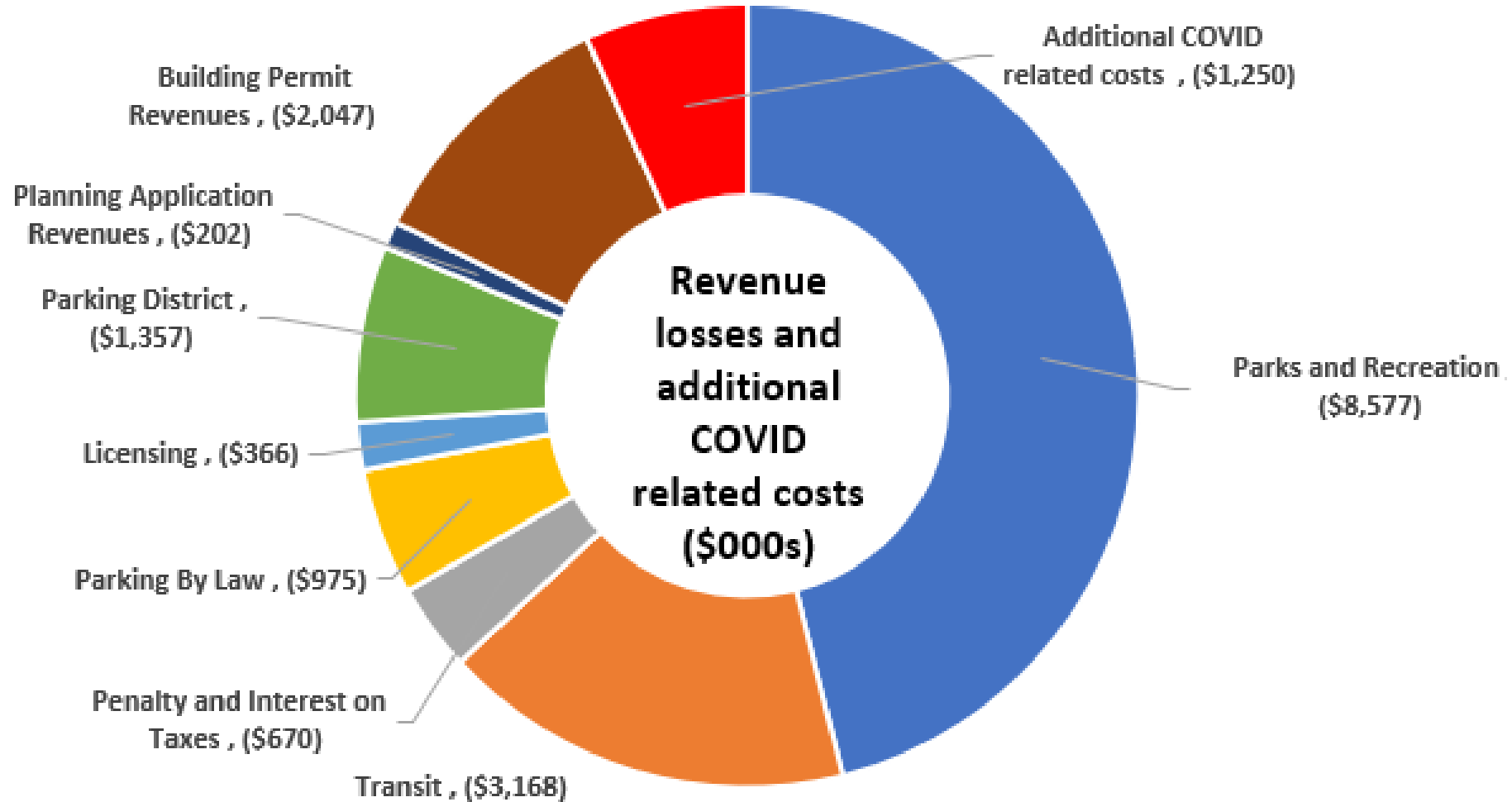
## 2020 Year End Projections for COVID-19 pandemic\*

\* Stage 3

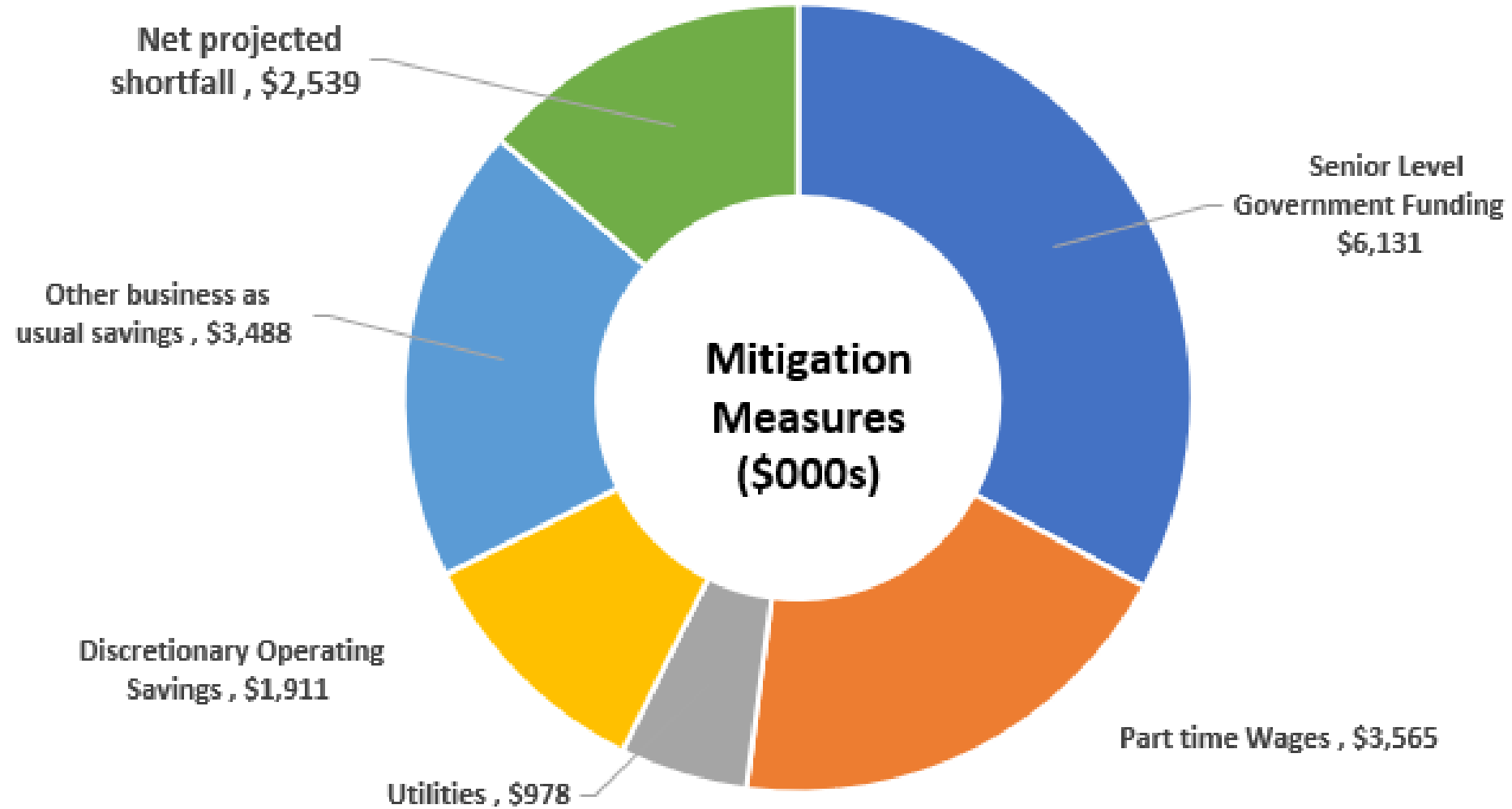
<b>Estimated Year End Net Financial Impact</b>	
Revenue Losses ( Tax Supported )	\$ 13,757,070
Revenue Losses ( Non-Tax Supported )	\$ 3,605,092
COVID Related costs	\$ 1,250,000
<b>Total Revenue Losses and COVID related costs</b>	<b>\$ 18,612,161</b>
Expenditure Restraint Program Savings	\$ 6,453,630
Other Operational Savings	\$ 3,488,496
<b>Total City-Initiated Mitigation Measures</b>	<b>\$ 9,942,126</b>
<b>Projected Shortfall</b>	<b>\$ (8,670,035)</b>
<b>Senior Level Government Funding</b>	<b>\$ 6,131,285</b>
<b>Net Projected Shortfall</b>	<b>\$ (2,538,750)</b>



# Revenue Losses/COVID costs



# Mitigation Measures



# Economic Update Briefing


Anita Cassidy

Executive Director, Burlington Economic  
Development Corporation

# COVID-19 Business Support & Economic Recovery

- Digital Service Squad Launched – Sept. 22
- Burlington Safe Restart Program Launching – Sept. 29
- Continued focus on BERN & coordinated COVID-19 support from Team Burlington
- Increasing focus on cross border and immigration enquiries

## Digital Service Squad: A Free Resource for Your Small Business in Burlington



### Attention small business owners in Burlington!

The Digital Service Squad can provide one-on-one support to help you with:

- ✓ Basic website set-up
- ✓ Google My Business profiles
- ✓ 360° photos
- ✓ Social media presence
- ✓ And so much more

To learn more visit:

[InvestBurlington.ca/DigitalServiceSquad](https://investburlington.ca/DigitalServiceSquad)

## IMMIGRATION SUPPORT GUIDE



## THIS BUSINESS IS A PROUD RECIPIENT OF THE



The City of Burlington and the members of Team Burlington are working together to help our local businesses open safely and follow key public health guidelines to stop the spread of COVID-19.

The Burlington Safe Restart COVID-19 Small Business Relief Grant was created to help local small businesses purchase personal protective equipment and/or renovate their space to adhere to re-opening guidelines.

The Burlington Safe Restart program is also proud to partner with Post Promise, a private-sector led initiative designed to help Canadians confidently and safely take the first steps back into public spaces and the workplace. Customers can be assured that all recipients of the Burlington Safe Restart grant has taken the Post Promise and are committed to doing their part to protect the public's health following COVID-19.

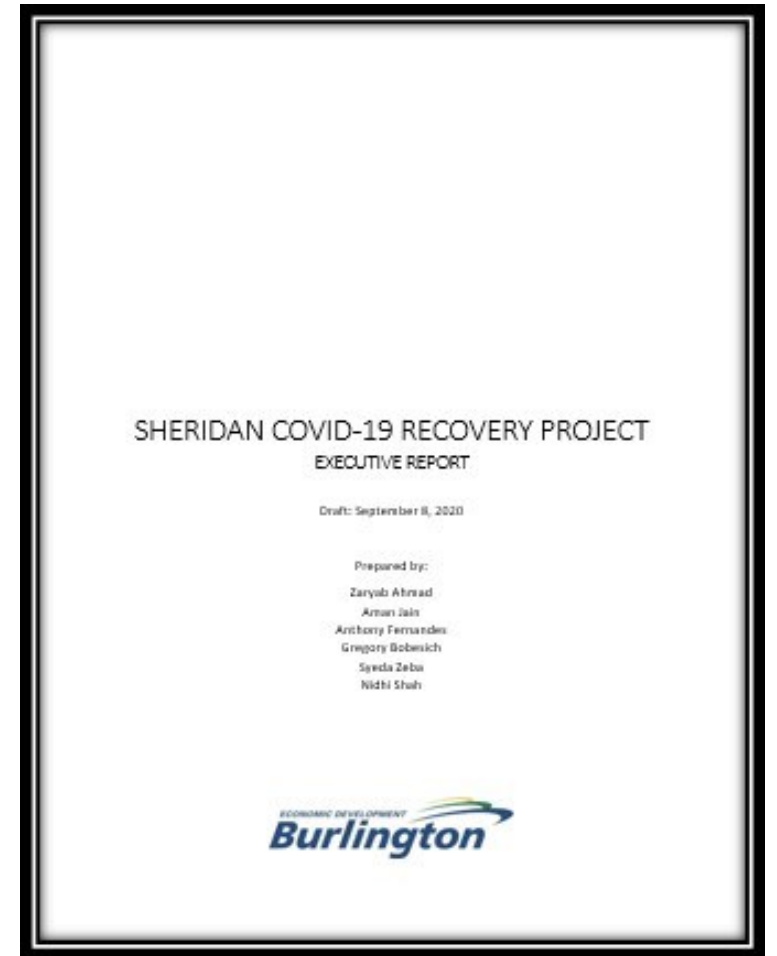


To learn more,  
visit [investburlington.ca/covid19](https://investburlington.ca/covid19)

# Burlington Baseline Analysis & Covid-19 Economic Impacts

- Baseline research:
  - Burlington
  - Select sectors
- Impact analysis
- Sector-specific SWOT analysis
- Business trends research
- Recommendations


Executive Summary Report Available [here](#)



# Burlington Economic Recovery Network

- May – August: 10 Specific Sector Stakeholder Sessions
- August – September: 3 Key Themes Sessions
- August - Burlington Baseline & COVID-19 Impacts Analysis
- September 24<sup>th</sup>: BERN Streeting Committee
- Q4: Strategy and Key Policy and Advocacy Recommendations

## BURLINGTON ECONOMIC RECOVERY NETWORK LED BY TEAM BURLINGTON



### Priority Areas Emerging

1. Working in the Business - Consumer Confidence & Hospitality Industry
  - Local actions – support to extend patio season and increase consumer confidence on dining inside and outside
  - Advocacy – Travel and dining incentives programs from fed/provincial
2. Working on the business – Business Systems & Models
  - Local Actions
    - Succession Planning support networks, training and match making
    - Peer 2 Peer Learning groups & hands on virtual learning
3. Supporting the Future of Business – Entrepreneurial/Business Support
  - Local Actions
    - Reimagining business support programs across Team Burlington and TechPlace ecosystem
    - Reducing Red Tape for small business
  - Advocacy – Childcare strategy, long term programming support, clarity on cross border travel for business

# Service Re-design Update

Sheila Jones,  
Executive Director Strategy, Risk & Accountability

# Questions