

COVID-19 Emergency Response: Update

as of June 4, 2021

Corporate Services, Strategy, Risk &
Accountability Committee

June 7, 2021

Legislative Update

Report Projection – July 2021

Corporate Services, Strategy, Risk and Accountability Committee

Meeting Date – July 5, 2021

Consent Agenda

- CL-17-21- Annual report of the Integrity Commissioner
- CL-20-21- Investigation report from Burlington Ombudsman MUN-12244-1220
- CL-22-21- Investigation report from Burlington Ombudsman MUN-12408-0121

Regular Agenda

- CSSRA-XX-21- COVID-19 Verbal update
- CM-08-21- City Manager 2021/2022 Objectives
- CM-14-21- Service Re-design Temporary Delegated Authority to City Manager
- CM-XX-21- July Service Redesign Interim Modifications and Resumptions
- F-25-21- 2022 Budget Framework

Community Planning, Regulation and Mobility Committee

Meeting Date – July 6, 2021

Consent Agenda

- TR-03-21- Bus Access Agreement

Regular Agenda

- PL-07-21- Sustainable Building and Development Guidelines

Report Projection – July 2021 (continued)

Environment, Infrastructure and Community Services Committee

Meeting Date – July 8, 2021

Consent Agenda

- RCC-10-21- Reunion Event
- RCC-11-21- Proposed Burlington Day Event

Regular Agenda

- ES-14-21- Municipal Consent Bylaw Update
- ES-21-21- Storm Sewer Discharge By-law Amendment
- RCC-08-21- Drop-in Rates and Fees Strategy
- RCC-09-21- Seniors Age Subsidy and BSC Membership
- TS-XX-21- Downtown Parking Occupancy Sensors
- ES-XX-21- Asset Management Plan

Council Workshop

Meeting Date – July 12, 2021

COVID 19 Financial/Budget Update

Joan Ford,
Chief Financial Officer

COVID 19 Property Tax Update

2021 Interim Due: \$216.2M (City, Region, & Education)
Collections to May 31,2021: \$207.6M
Collection Rate: 96.0% (compared to 80% Apr 2020)

Class	Interim Levy	Total Interim Outstanding	% of Int Levy
COM	\$35,937,677.95	\$1,476,063.26	4%
IND	\$28,180,002.43	\$577,740.98	2%
RES	\$139,425,254.79	\$6,456,764.23	5%
MULTI-RES	\$11,932,249.03	\$52,506.61	0%
FARM	\$716,276.69	\$48,140.35	7%
Total	\$216,191,460.89	\$8,611,215.43	4%

Final 2021 taxes of \$441M have been levied with due dates of June 22 and Sept 22

COVID-19 Property Tax Deferral Payment Plan

28 applications received for the monthly pre-authorized deferral payment plan representing \$531K of deferred taxes payable by the end of 2021.

Class	Total Taxes Deferred	# Applicants
COM	\$391,241.08	4
IND	\$59,220.59	1
RES	\$81,192.63	23
Total	\$531,654.30	28

COVID 19 Cash Flow Update

Cash Flow Projections (May 31/21)

	2021	2020
May 31 st	\$63.4M*	\$55.7M
Jun 30 th	\$60.6M**	\$34.0M
Jul 31 st	\$44.7M***	\$44.2M

* Includes receipt of 50% of Phase 3 Safe Restart - Municipal Operating Pressures funding (\$1.4M).

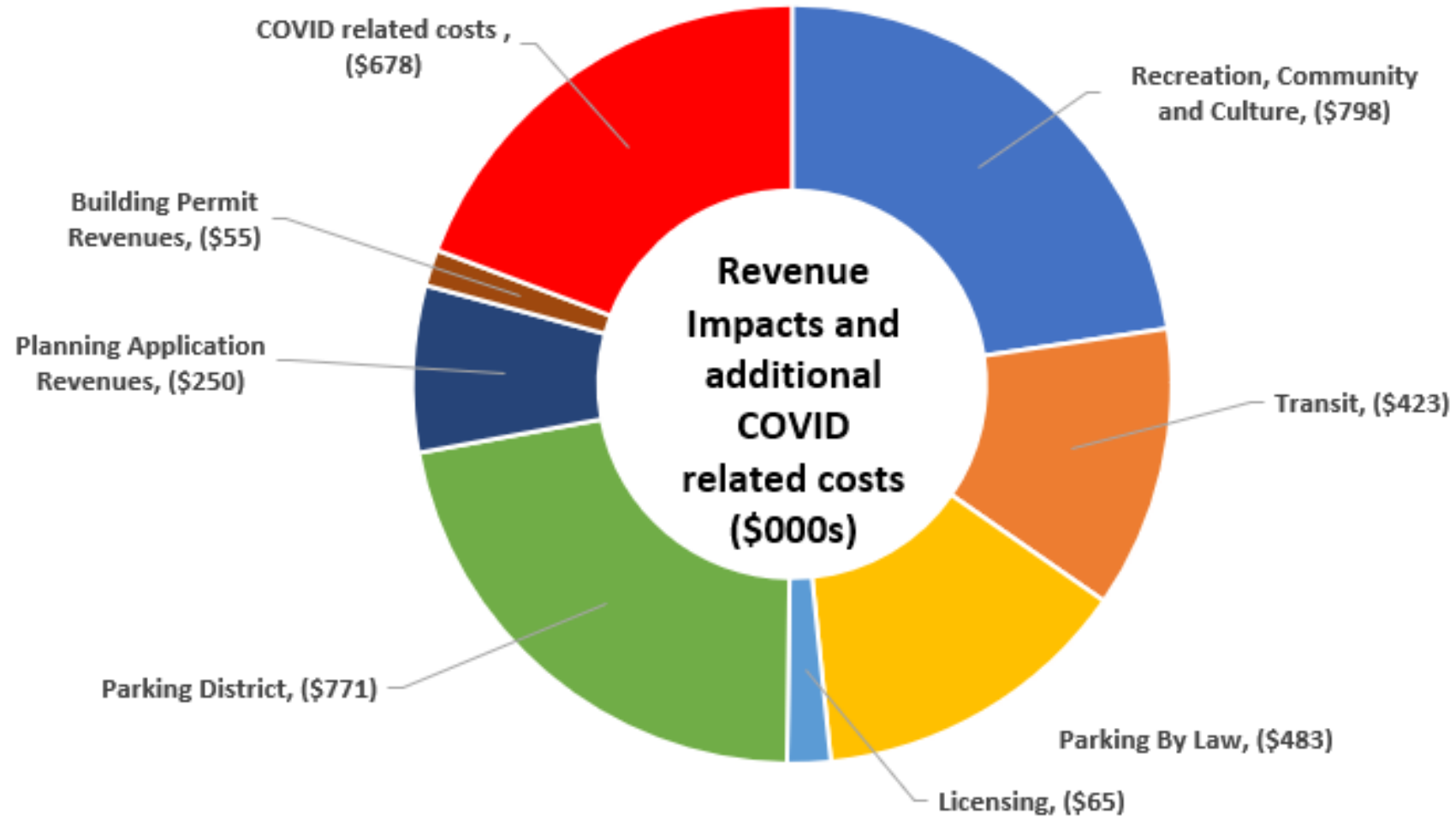
** Includes the School Board's requisition payment of approximately \$30M and Region's requisition payment of approximately \$34M.

*** Includes receipt of \$1M of Phase 2 Safe Restart – Public Transit funding.

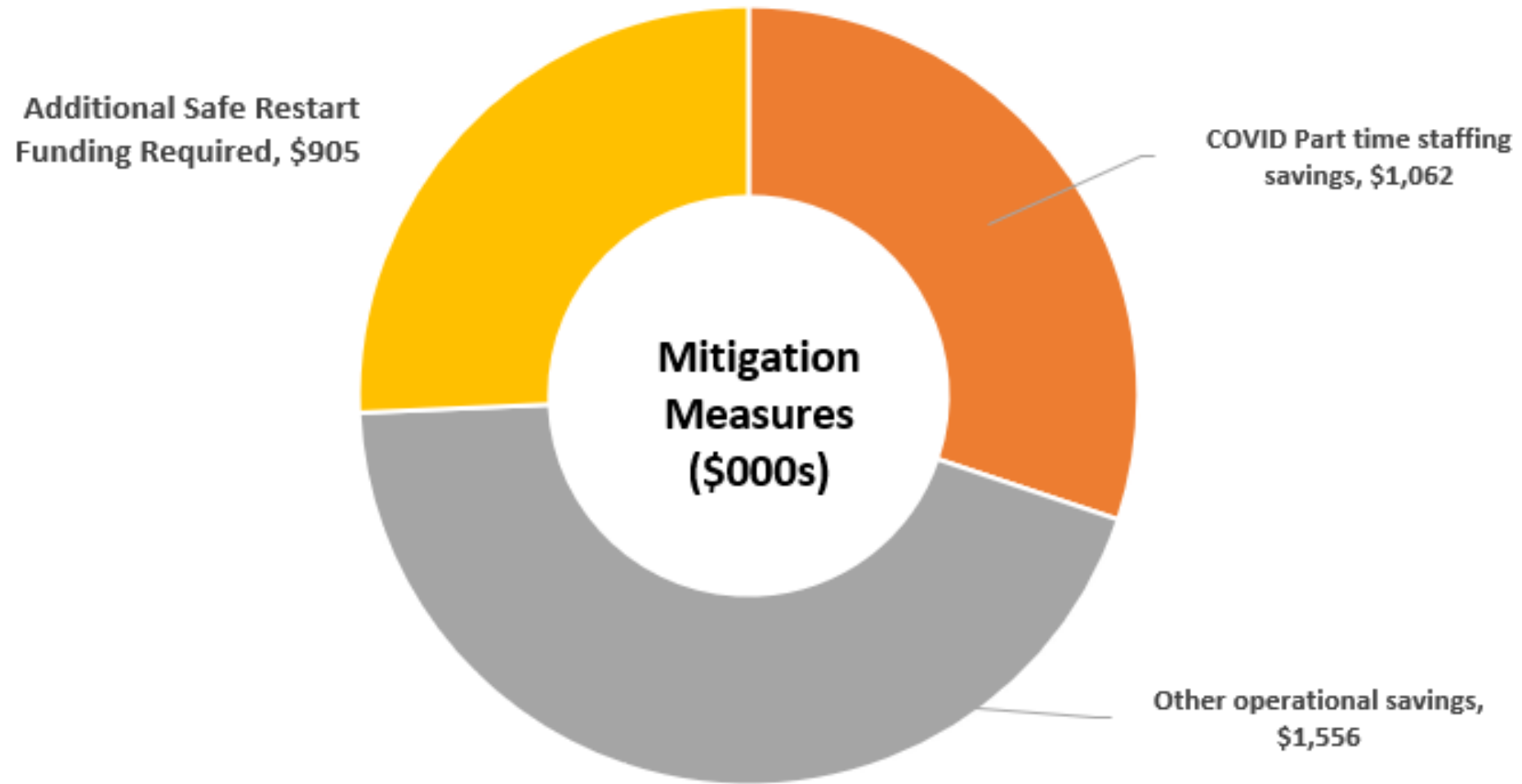
2021 Year End Projections for COVID-19 pandemic

Estimated Year End Net Financial Impact	
Revenue Impact (Tax Supported)	\$ 1,768,944
Revenue Impact (Non-Tax Supported)	\$ 1,075,838
COVID Related costs	\$ 678,067
Total Revenue Impacts and COVID related costs	\$ 3,522,849
COVID Part time staffing savings	\$ 1,062,021
Other Operational Savings	\$ 1,555,765
Total City-Initiated Mitigation Measures	\$ 2,617,786
Projected Position	\$ (905,063)
Additional Safe Restart Funding Required	\$ 905,063
Net Year End Position	\$ -

Revenue Losses/COVID costs



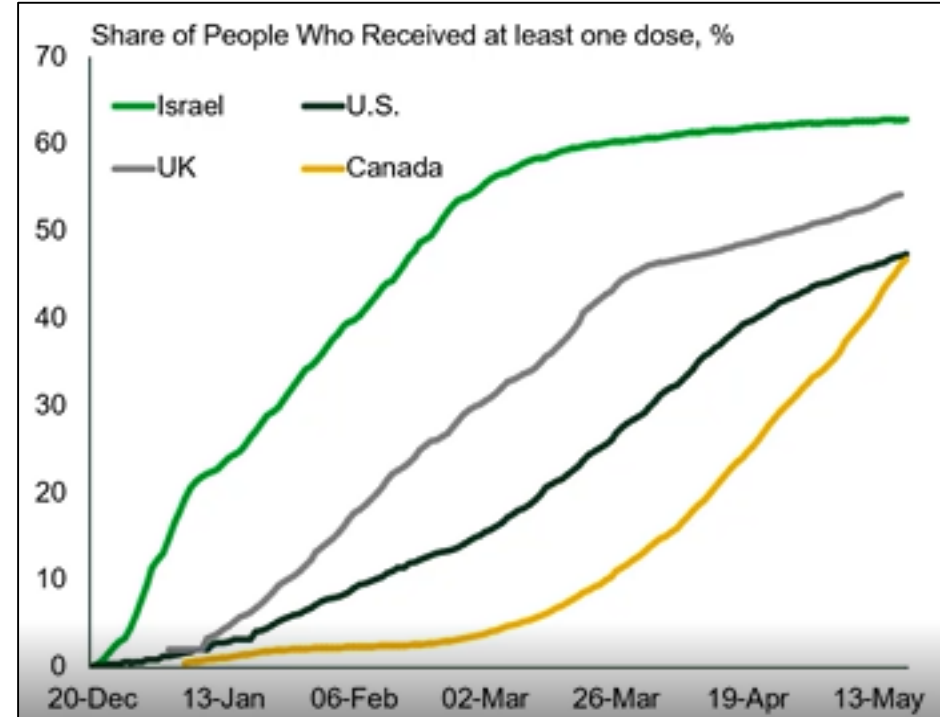
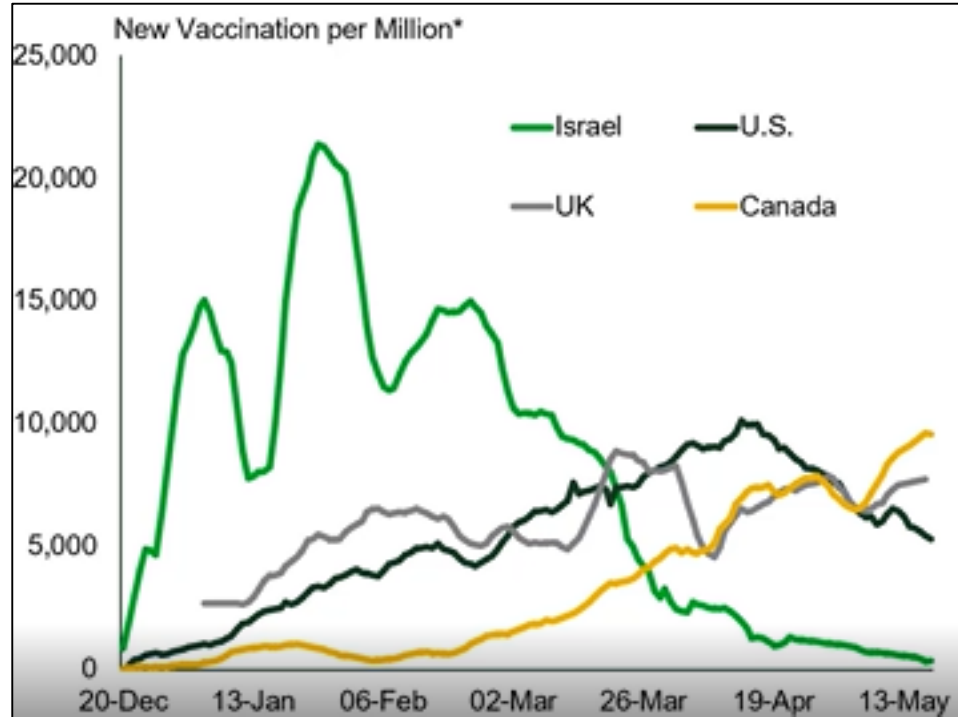
Mitigation Measures



Economic Update Briefing

Anita Cassidy, Executive Director,
Burlington Economic Development

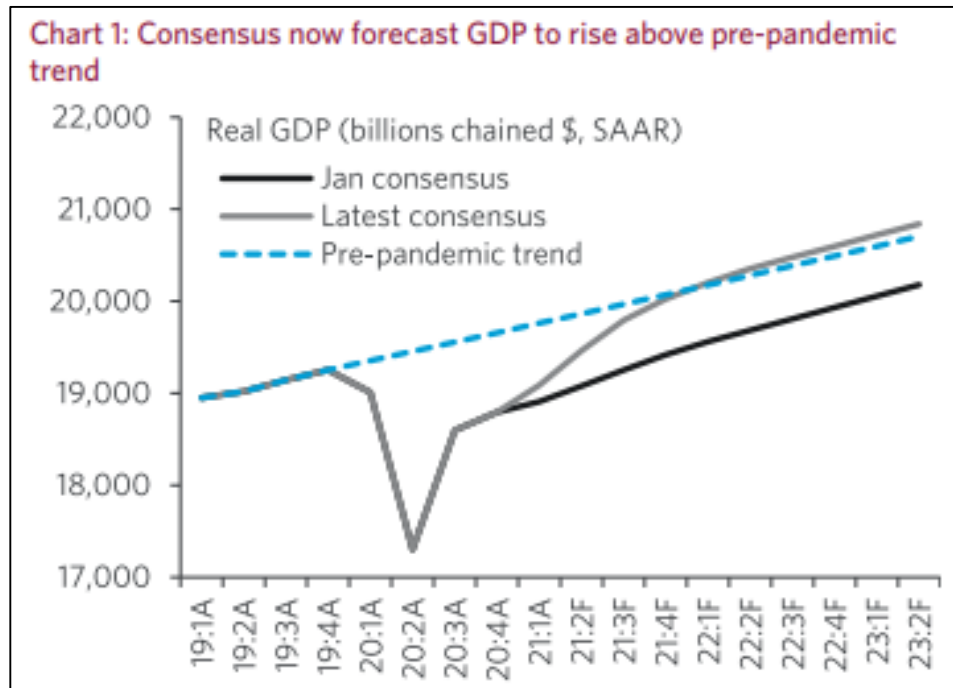
Full Reopening of Economy Highly Dependent on Vaccination



Vaccines have made a huge difference on outcomes and sustainability of reopening segments of the economy but, normal hasn't yet been tested with open borders and free movement.

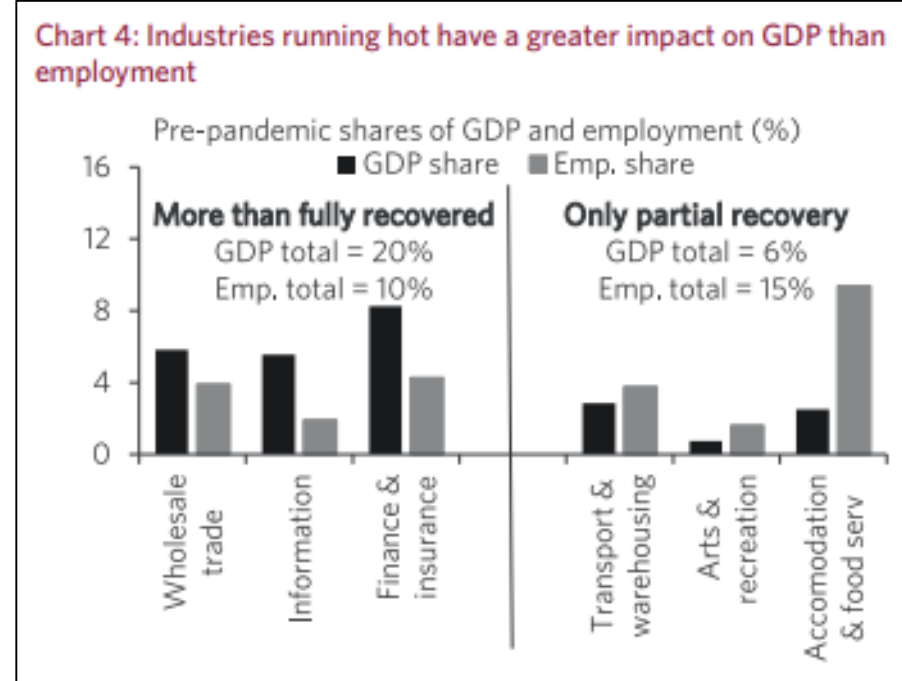
Source: [TD Economics, May 2021](#)

Recovery beginning with GDP expected to reach Pre-pandemic levels in Summer



- Current consensus forecasts economic activity surpassing the level it would have reached under the pre-pandemic growth trend by the middle of the year.

Source: [CIBC Economics, May 2021](#)



- "Hot" sectors of the economy account for a larger share of GDP than they do of employment
- Shift to these sectors and away from low-productivity services is the main reason productivity rose 4% YoY in Q1 2021

Rapid Testing Rollout in Burlington



**WORKPLACE
SCREENING KITS**

Free rapid self-screening kits for SMEs
in Burlington (up to 150 employees).

burlingtonchamber.com/rapidscreening

- Pick up from Team Burlington Office at 414 Locust Street Tuesday – Thursday
- Biohazardous Waste disposal in place through Burlington Fire to allow safe disposal of used kits
- Significant support from City Staff to support safe roll out of program

Step 1 Reopening in Burlington

COVID-19 Roadmap to Reopen – Key Highlights

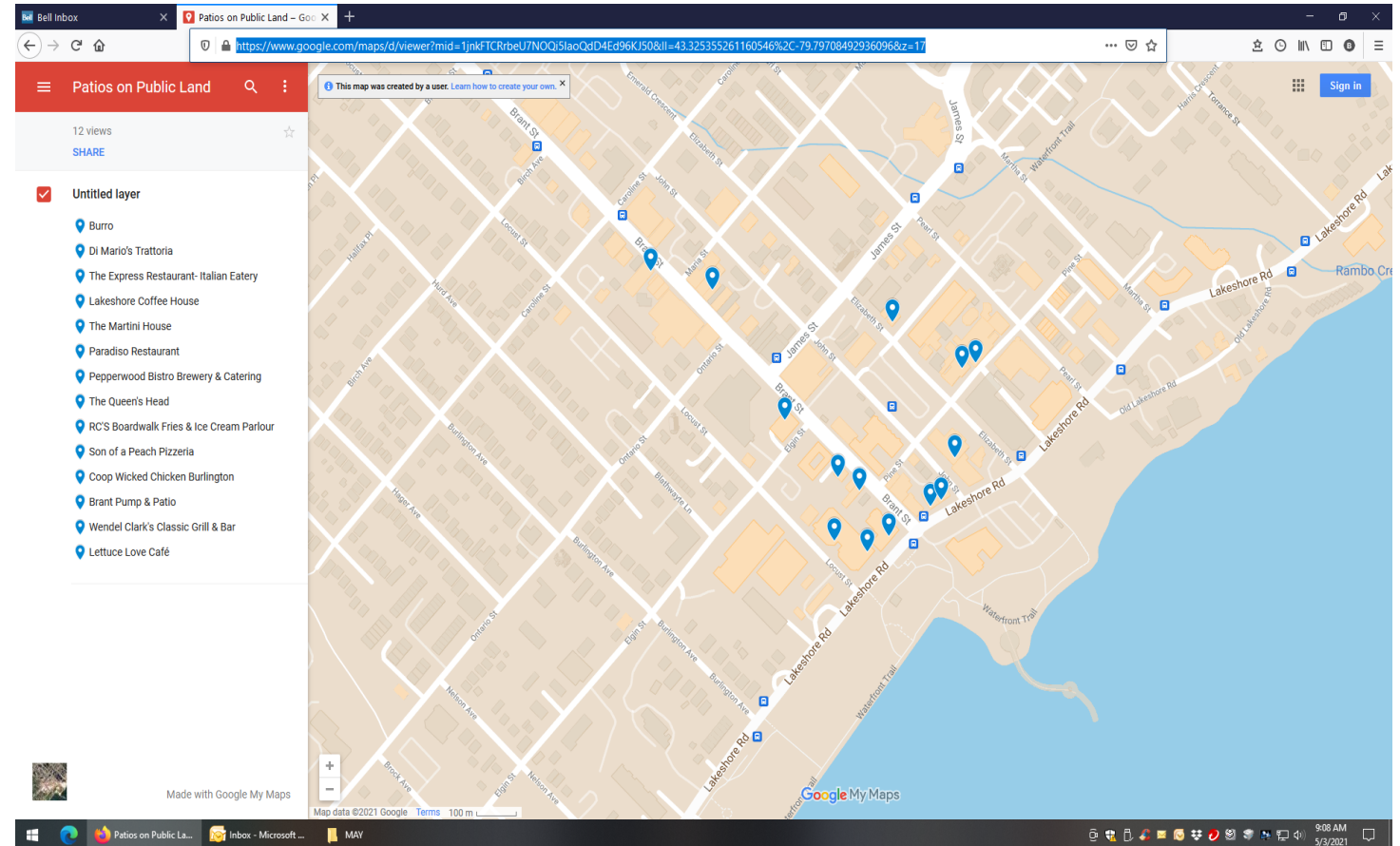
Vaccination rate plus key health indicators*	1	2	3
	60% Adults with one dose	70% Adults with one dose 20% Fully vaccinated	70-80% Adults with one dose 25% Fully vaccinated
Permitted with restrictions	✓	✓	✓
	Outdoors first with limited, well-managed crowding and permitting restricted retail <ul style="list-style-type: none"> • Larger outdoor gatherings for up to 10 people • Outdoor dining for up to 4 people per table • Essential retail capacity at 25% • Non-essential retail at 15% • Outdoor religious services, rites and ceremonies with capacity limited to permit 2 metres physical distancing • Outdoor sports, training, and personal training for up to 10 people • Day camps • Campsites and campgrounds • Ontario Parks • Outdoor horse racing and motor speedways • Outdoor pools, splash pads and wading pools 	Open indoors with small numbers and face coverings and expand outdoors <ul style="list-style-type: none"> • Larger outdoor gatherings for up to 25 people • Small indoor gatherings for up to 5 people • Outdoor dining for up to 6 people per table • Essential retail at 50% capacity • Non-essential retail capacity at 25% • Personal care services where face coverings can be worn at all times • Outdoor meeting and event spaces • Outdoor amusement and water parks • Outdoor boat tour operators • Outdoor county fairs and rural exhibitions • Outdoor sports leagues and events • Outdoor cinemas, performing arts, live music events and attractions 	Expand indoors where face coverings can't always be worn <ul style="list-style-type: none"> • Larger indoor and outdoor gatherings • Indoor dining • Essential and non-essential retail open with limited capacity • Larger indoor religious services, rites, and ceremony gatherings • Indoor meeting and event spaces • Indoor sports and recreational facilities • Indoor seated events • Indoor attractions and cultural amenities • Casino and bingo halls • Other outdoor activities from Step 2 permitted to operate indoors
	+21 days before next step →	+21 days before next step →	

* Key health indicators include declining hospitalization, ICU, cases rate and % positivity

Based on current trends in key health indicators, including the provincial vaccination rate, Ontario expects to enter Step One of the roadmap around June 14, 2021.

For the full plan, visit ontario.ca/reopen

Supporting Patios on Public Lands



By-Law Enforcement Update

Kerry Davren, Manager By-Law Enforcement

COVID ENFORCEMENT UPDATE

January 1, 2021 – May 31, 2021

City of Burlington

- By-law Enforcement Requests 190% higher than normal for time period (Jan-May)
- COVID compliance rate at approximately 85%
- 4 written warnings, 23 tickets, 1 'Part 3' Summons issued

Provincial Enforcement Campaign - May 2021

- 80% compliance rate for follow up visits from previous blitz
- 47% compliance rate for May 2021 industrial/workplace blitz – no tickets issued in Burlington (236/516 locations)
- Main Issues – Lack of Screening, Issues with Safety Plans

Beachway & Lowville Parking Update

Hayley Parkinson, Supervisor of Parking Services

Beachway Park

May 22nd – 24th

142 tickets issued:

- 77 – park overnight (11pm-7am)
- 27 – park without payment
- 34 – parked in a restricted area
- 4 – towed

May 29th – 30th

57 tickets issued:

- 20 – park overnight (11pm-7am)
- 37 – park without payment
- 0 – towed

\$10,000 revenue from fees
Issued 1,165 Regional Passes

General Questions:


- How do I pay with HONK Mobile?
- How do I obtain my free pass?
 - Why paid parking?

Park Ambassadors = Saturday – Sunday 8:00am – 8:00pm
Park Experience Support
Online exemption form coming soon!

Lowville Park – Gates & ParkPass

- Gates installed June 1st & 2nd
- Testing equipment and park pass June 3rd/4th
- Soft launch week of June 7th
- Go live June 12th

Lowville Park



Work from Home Update


Sheila Jones

Executive Director Strategy, Risk & Accountability

A Matter of Choice

During the state of emergency, work from home WAS NOT our choice.

- Staff in office environments took to working from their homes
- City Hall/Sims Square Re-entry plan
- COVID-19 Remote Workplace Equipment/Services Guideline in place



Outside of a state of emergency, work from home CAN BE our choice.

The Future for Work in the City of Burlington

Senior Management's operating principles and decisions:

- The City of Burlington will be a hybrid workforce post COVID-19.
- The ability to work remotely will be contingent on the specific requirements of each job role.
- Employees eligible to work remotely for the City of Burlington must live in Ontario.

Questions