

Project Report

01 December 2022 - 03 January 2023

Get Involved Burlington 2022 Municipal Election



Visitors Summary

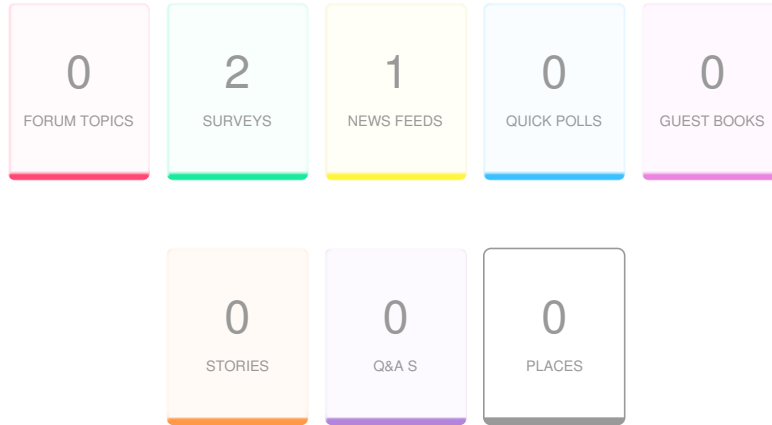


Highlights

| | | |
|-------------------|----------------------|----------------|
| TOTAL VISITS | MAX VISITORS PER DAY | |
| 414 | 128 | |
| NEW REGISTRATIONS | | |
| 0 | | |
| ENGAGED VISITORS | INFORMED VISITORS | AWARE VISITORS |
| 413 | 416 | 417 |

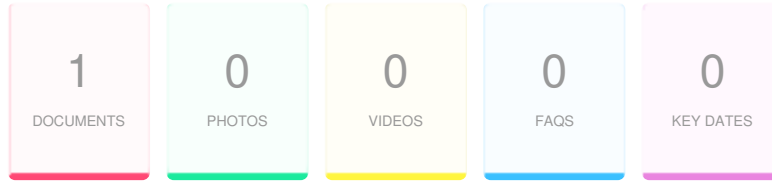
| Aware Participants | | Engaged Participants | |
|---------------------------------|--------------|-----------------------------|---------------------------------------|
| 417 | | 413 | |
| Aware Actions Performed | Participants | Engaged Actions Performed | Registered Unverified Anonymous |
| Visited a Project or Tool Page | 417 | Contributed on Forums | 0 0 0 |
| Informed Participants | 416 | Participated in Surveys | 12 0 401 |
| Informed Actions Performed | Participants | Contributed to Newsfeeds | 0 0 0 |
| Viewed a video | 0 | Participated in Quick Polls | 0 0 0 |
| Viewed a photo | 0 | Posted on Guestbooks | 0 0 0 |
| Downloaded a document | 0 | Contributed to Stories | 0 0 0 |
| Visited the Key Dates page | 0 | Asked Questions | 0 0 0 |
| Visited an FAQ list Page | 0 | Placed Pins on Places | 0 0 0 |
| Visited Instagram Page | 0 | Contributed to Ideas | 0 0 0 |
| Visited Multiple Project Pages | 0 | | |
| Contributed to a tool (engaged) | 413 | | |

ENGAGEMENT TOOLS SUMMARY



| Tool Type | Engagement Tool Name | Tool Status | Visitors | Contributors | | |
|-------------|----------------------------------------------|-------------|----------|--------------|------------|-----------|
| | | | | Registered | Unverified | Anonymous |
| Newsfeed | 2022 Elections Survey Update | Draft | 0 | 0 | 0 | 0 |
| Survey Tool | 2022 Post-election survey | Archived | 413 | 12 | 0 | 401 |
| Survey Tool | City of Burlington Elections Survey for 2022 | Draft | 0 | 0 | 0 | 0 |

INFORMATION WIDGET SUMMARY



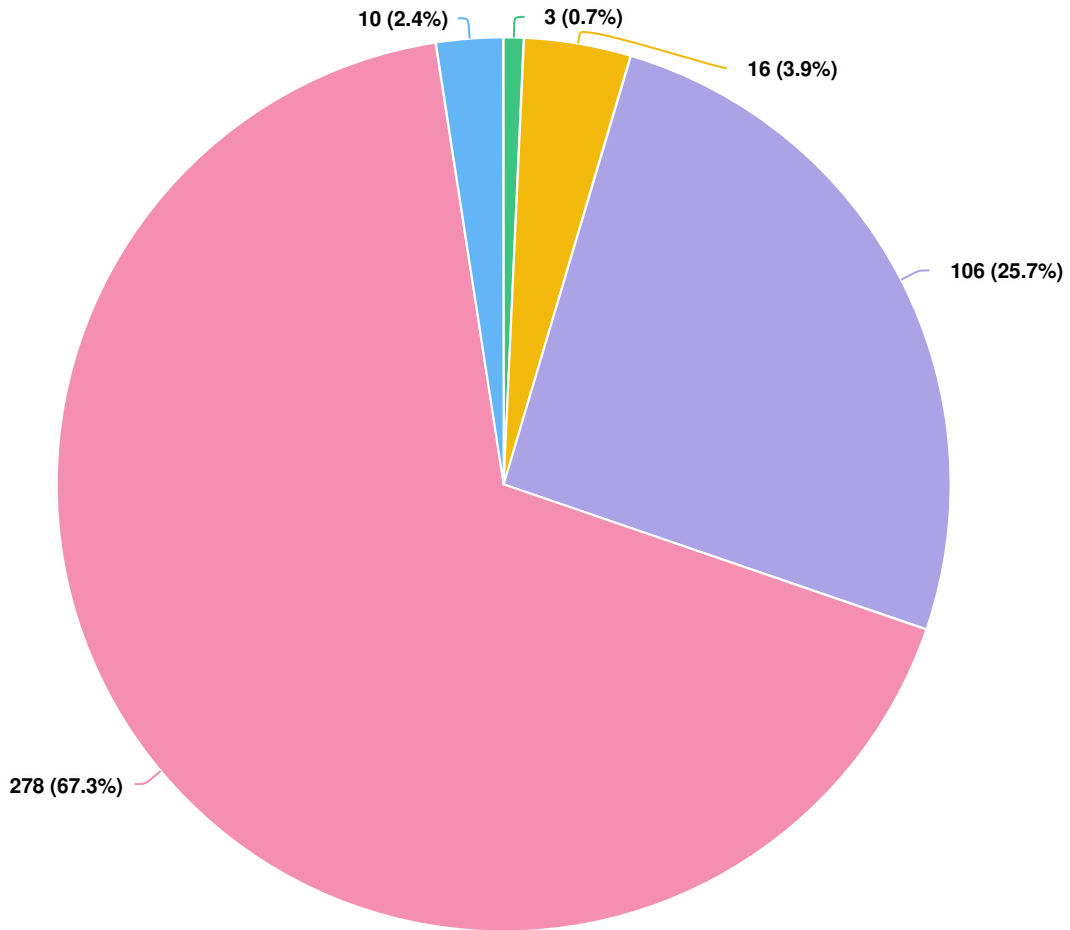
| Widget Type | Engagement Tool Name | Visitors | Views/Downloads |
|-------------|----------------------------------------------------------|----------|-----------------|
| Document | Heat Map of 2022 Elections Survey Responses - April 2021 | 0 | 0 |

ENGAGEMENT TOOL: SURVEY TOOL

2022 Post-election survey

| | | |
|---------------------|-------------------------|--------------------------|
| Visitors 413 | Contributors 413 | CONTRIBUTIONS 413 |
|---------------------|-------------------------|--------------------------|

What age group are you in?



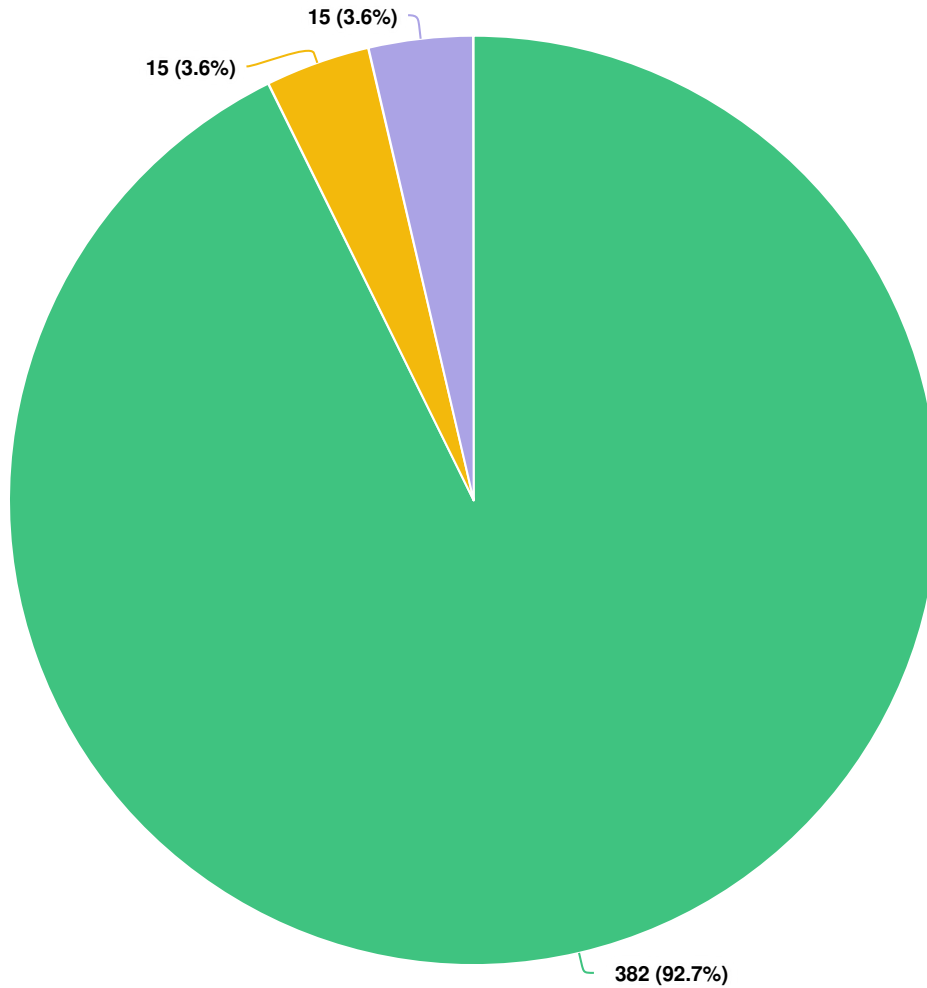
Question options

- 18 - 24
- 25 - 34
- 35 - 54
- 55 and over
- Prefer not to answer

Optional question (413 response(s), 0 skipped)

Question type: Radio Button Question

Did you receive a Voter Information Letter (VIL) in the mail prior to the election?



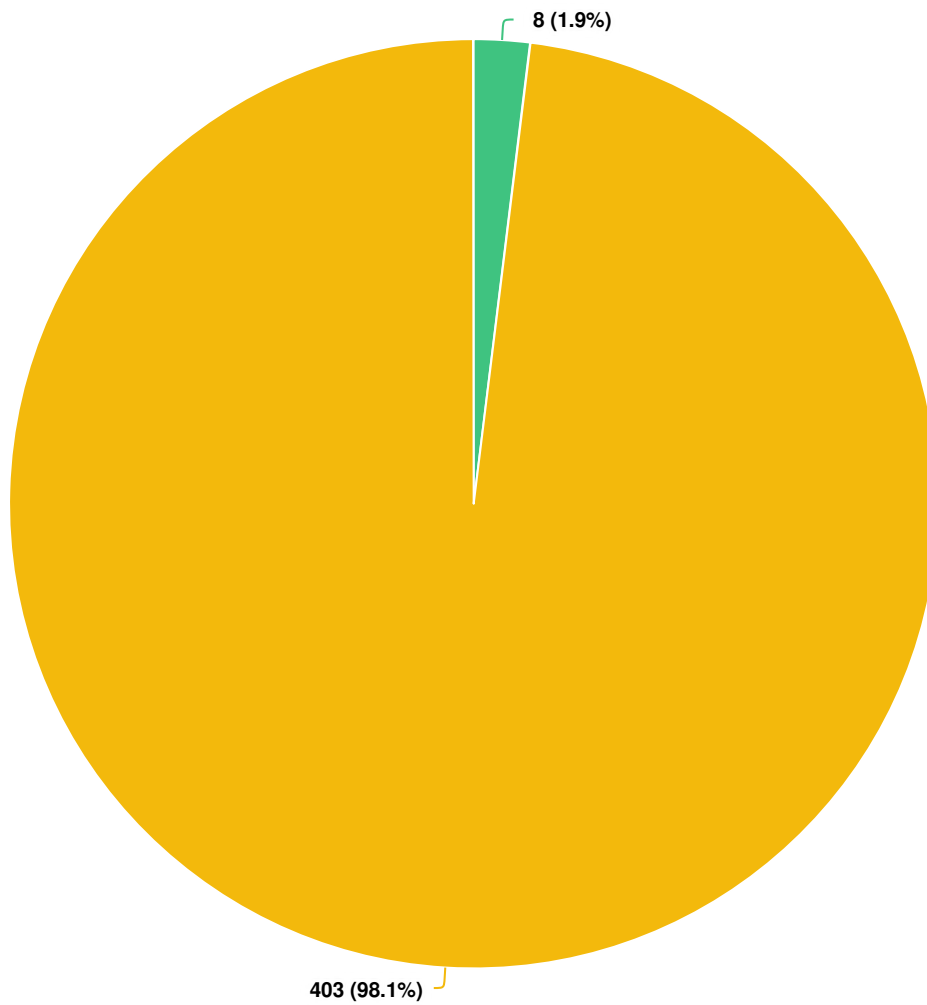
Question options

- Yes
- No
- Unsure

Optional question (412 response(s), 1 skipped)

Question type: Radio Button Question

Did you visit a Burlington Public Library or a community pool to be added to the Voters' List or amend your information prior to election day?



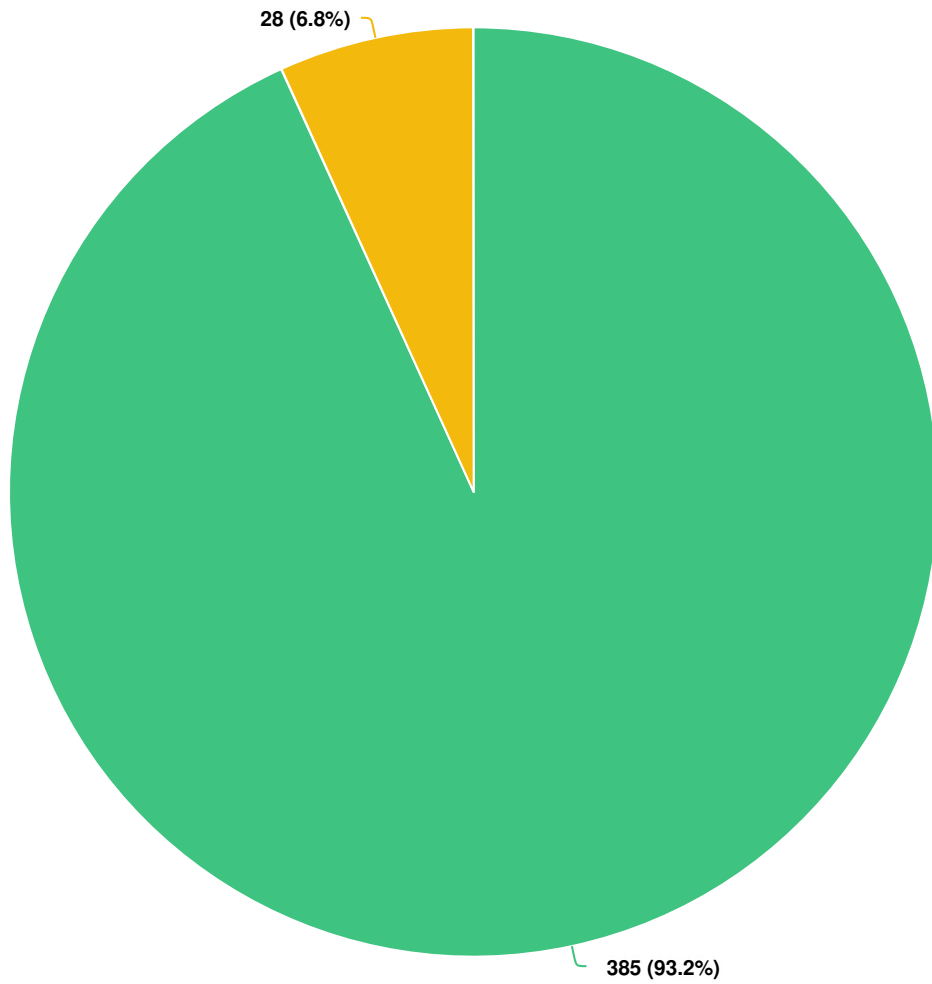
Question options

- Yes
- No

Optional question (411 response(s), 2 skipped)

Question type: Radio Button Question

Did you vote in the 2022 Municipal Election?



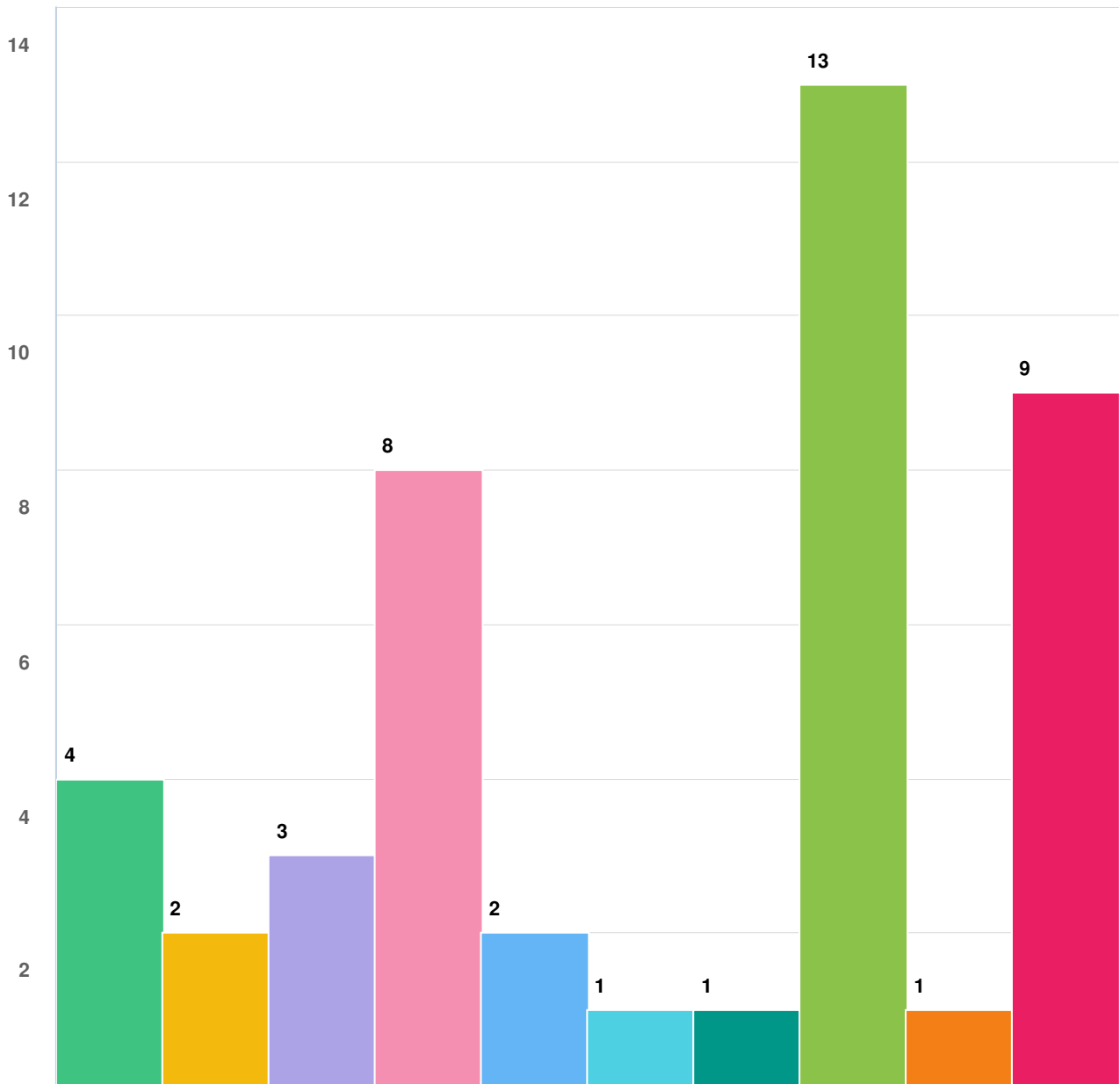
Question options

- Yes
- No

Mandatory Question (413 response(s))

Question type: Radio Button Question

Why didn't you vote in the 2022 Municipal Election? (select all that apply)



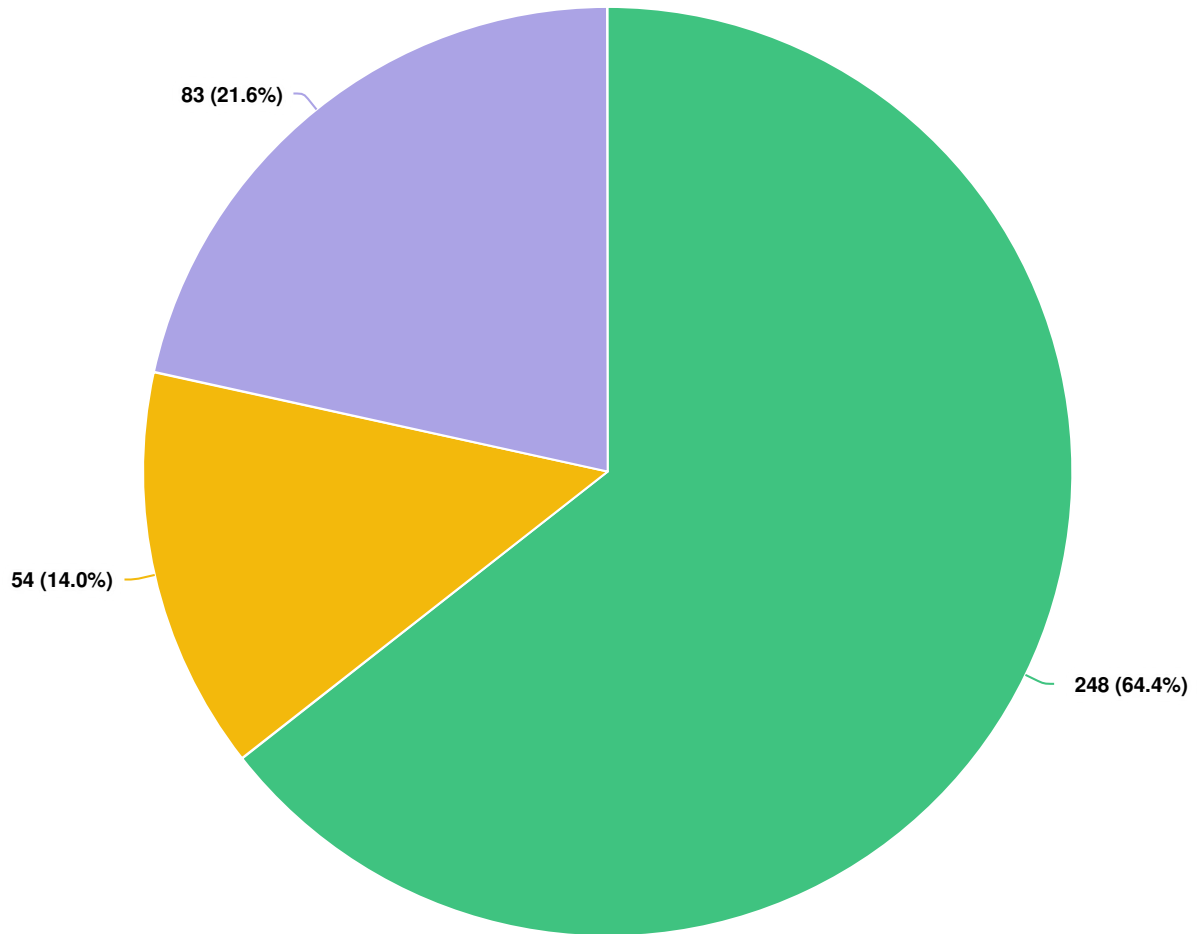
Question options

- I was unable to get to a polling location due to personal reasons
- I was unable to get to a polling location due to transportation/accessibility issues
- I was unaware that Burlington offered different ways to vote including advance polls and online voting
- I did not like any of the candidates ● I did not think my vote would make a difference
- I don't trust the government/electoral process ● I don't care who runs Burlington
- I did not know enough about the candidates ● I did not know how/where/when to vote ● Other (please specify)

Optional question (28 response(s), 385 skipped)

Question type: Checkbox Question

How did you vote in the 2022 Municipal Election?



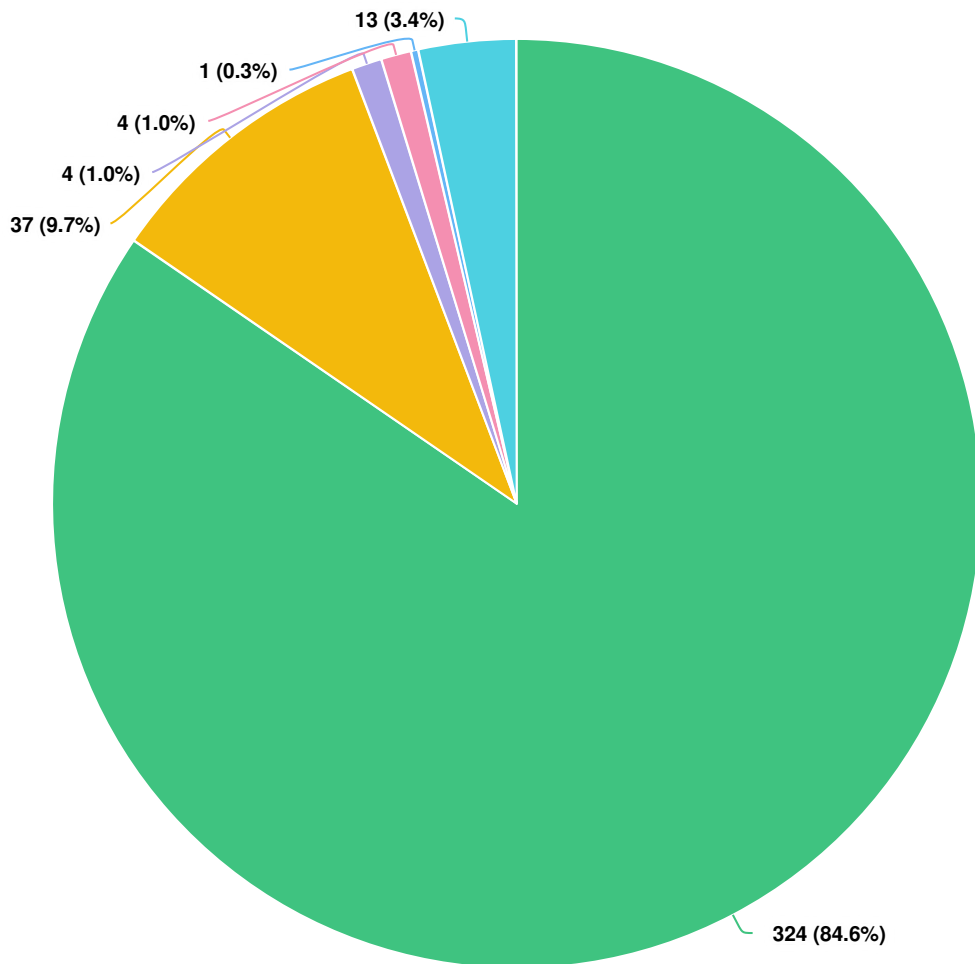
Question options

- Online
- In-person during advance polls
- In-person on election day

Optional question (385 response(s), 28 skipped)

Question type: Radio Button Question

How long did the voting process take? If you voted in person, please consider the time once you arrived at the voting location



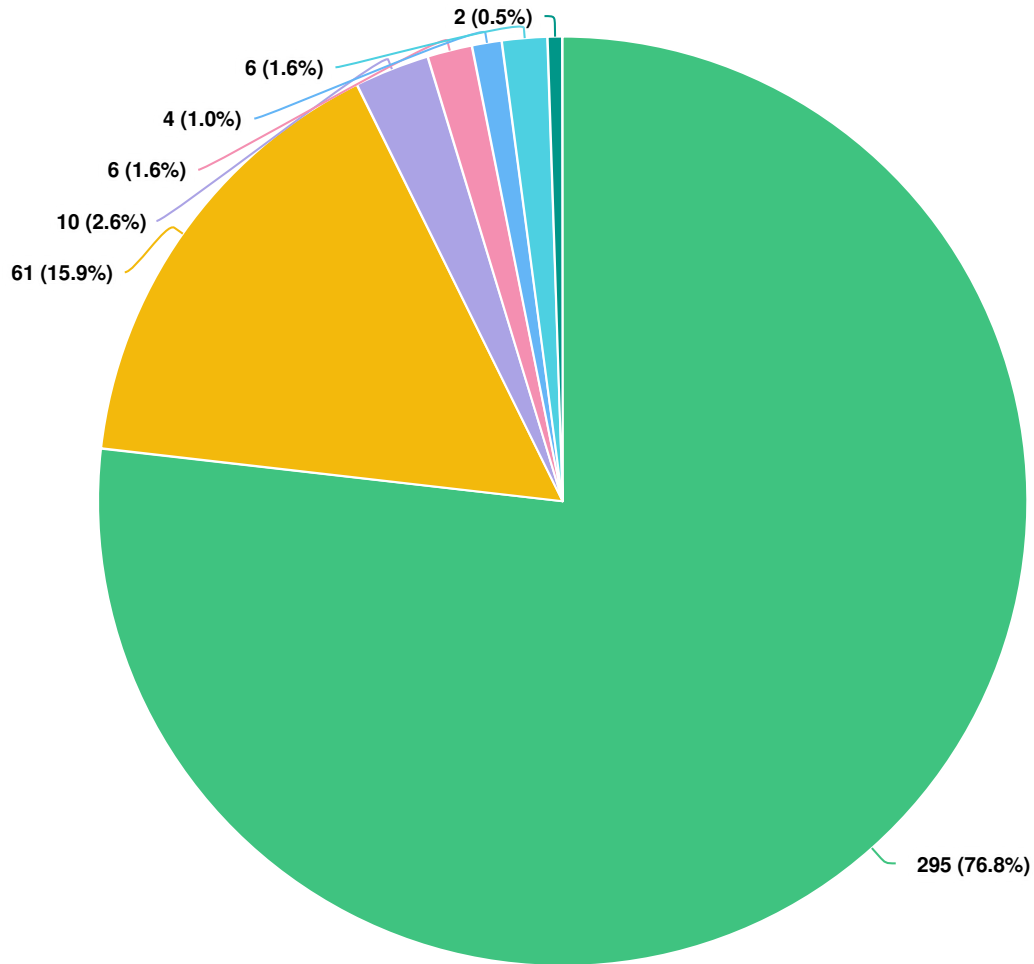
Question options

- 0 - 15 minutes
- 15 - 30 minutes
- 30 - 45 minutes
- More than 45 minutes
- Unsure
- Not applicable

Optional question (383 response(s), 30 skipped)

Question type: Radio Button Question

I found the time to vote to be acceptable?



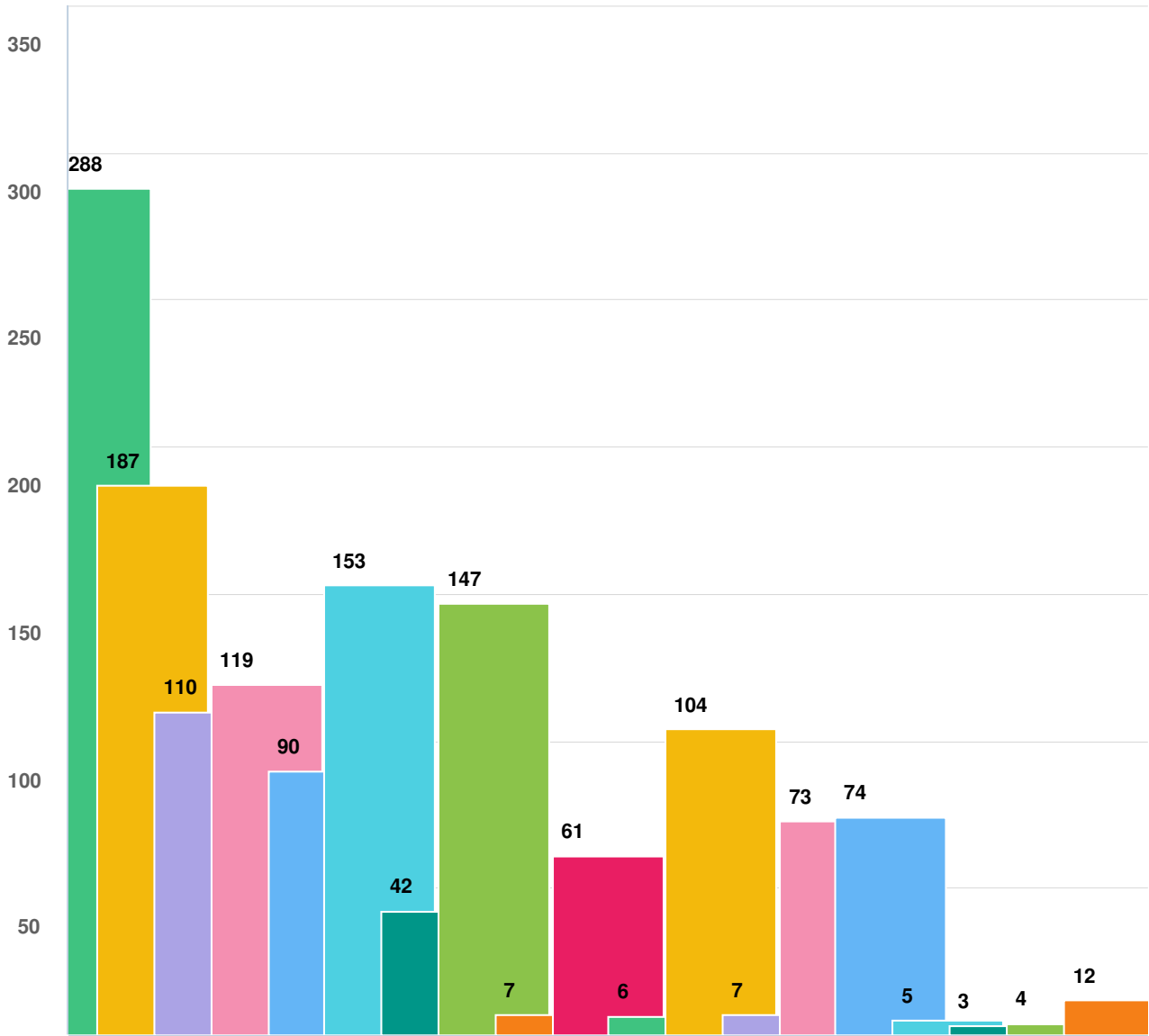
Question options

- Strongly agree
- Agree
- Somewhat agree
- Neither agree nor disagree
- Somewhat disagree
- Disagree
- Strongly disagree

Optional question (384 response(s), 29 skipped)

Question type: Radio Button Question

Where did you receive information about Burlington’s 2022 Municipal Election? (Select all that apply)



Question options

- Voter Information Letter
 ● Election website at myvoteburlington.ca
 ● Print or newspaper ads
- Local news and media coverage
 ● City Talk brochure mailed to my home
 ● Election postcard mailed to my home
- General advertisements around the City (display screens, movie theatre ads, mobile signs or posters)
 ● Candidates
- Community organization (e.g. YMCA, library, school board)
 ● Word of mouth
- In-person election Outreach/Information events (e.g. Food for Feedback, virtual Election 101 information session)
- Social media
 ● Online ads (e.g. Google ads)
 ● burlington.ca (including the city calendar of events)
- Get Involved website or newsletter
 ● Burlington Transit
 ● I don't know
- I did not learn about the election prior to Election Day
 ● Other (please specify)

Optional question (384 response(s), 29 skipped)

Question type: Checkbox Question

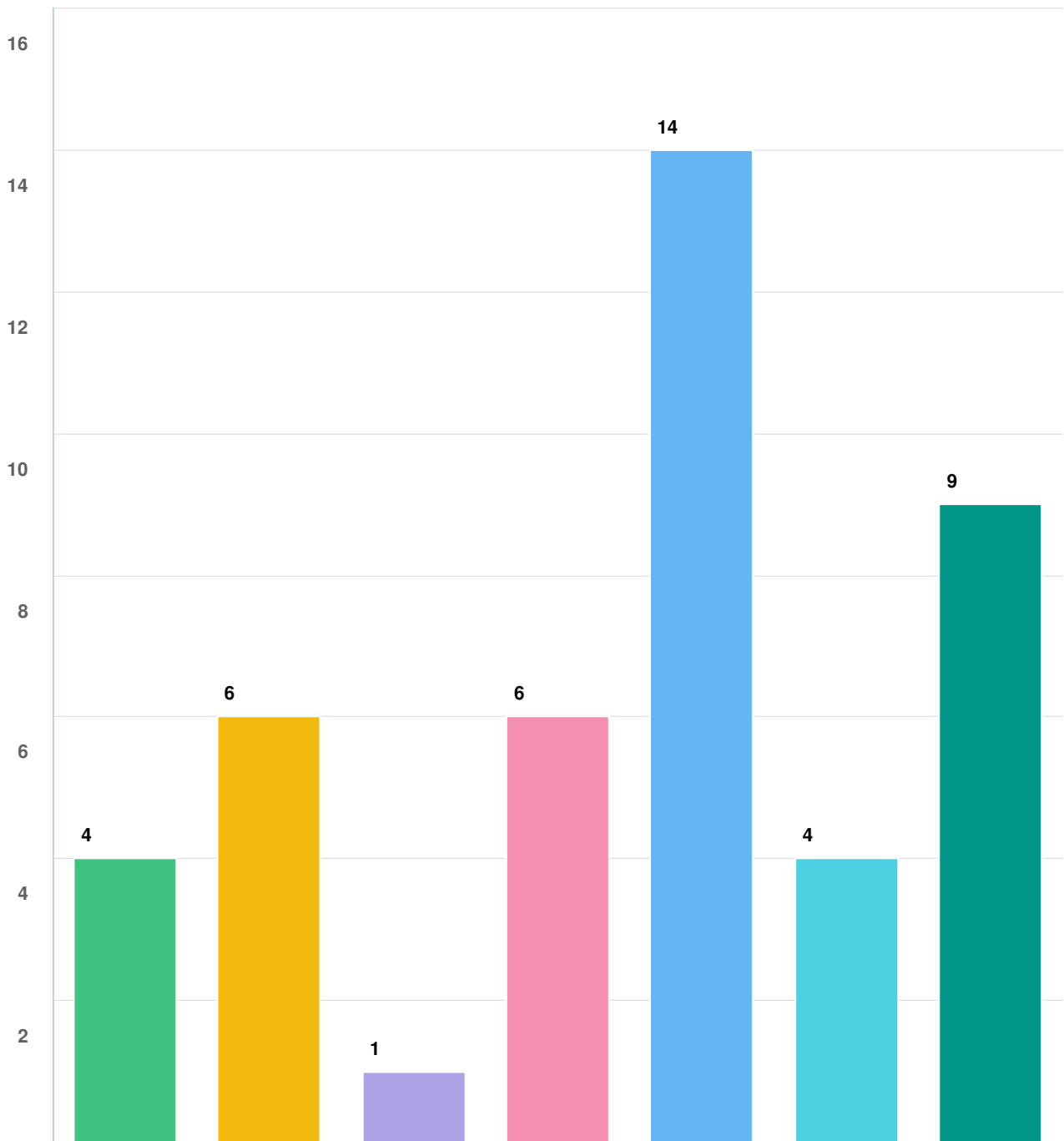
Please select the best answer to the following statements



Optional question (385 response(s), 28 skipped)

Question type: Likert Question

What would have made you more likely to vote? (Select all that apply)



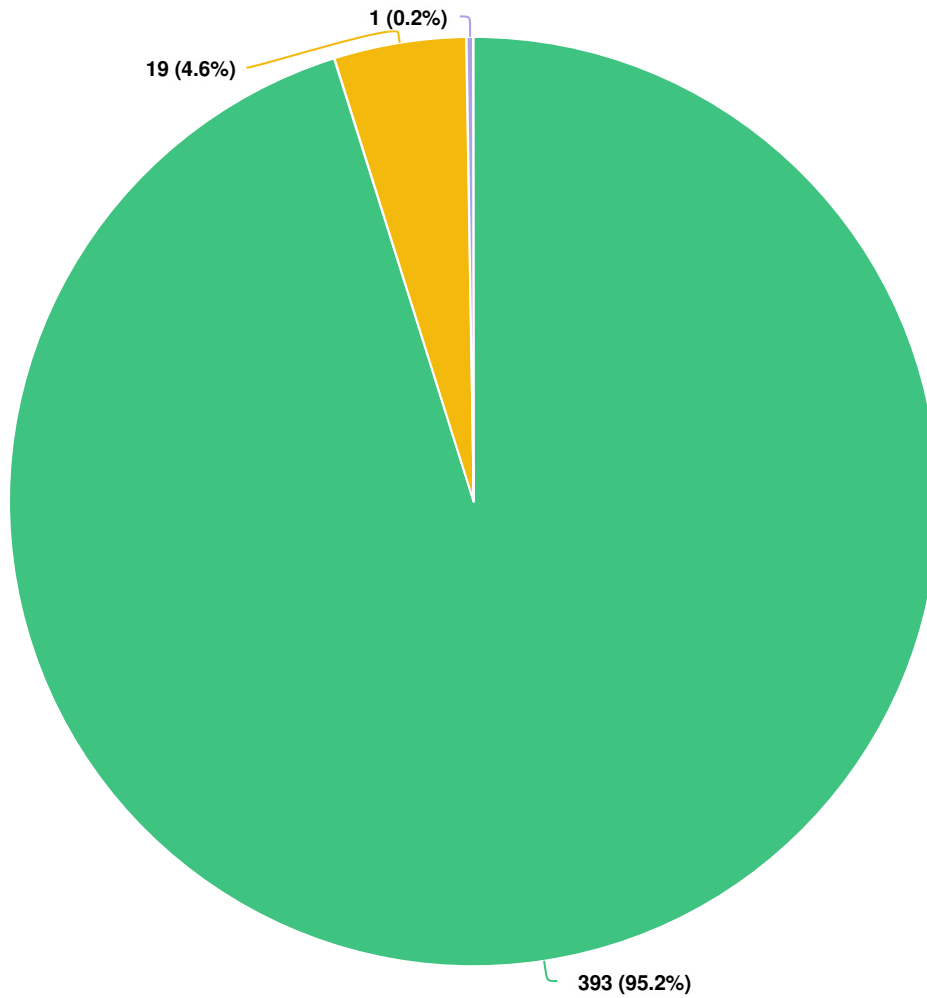
Question options

- Other (please specify)
 ● If vote by mail was available during the election
 ● If online voting was available on election day
- If I had more advance voting opportunities
 ● If there were more convenient polling locations
- If there were different candidates
 ● If I received a Voter Information Letter

Optional question (27 response(s), 386 skipped)

Question type: Checkbox Question

Have you voted in past municipal elections?



Question options

- Unsure
- No
- Yes

Optional question (413 response(s), 0 skipped)

Question type: Radio Button Question