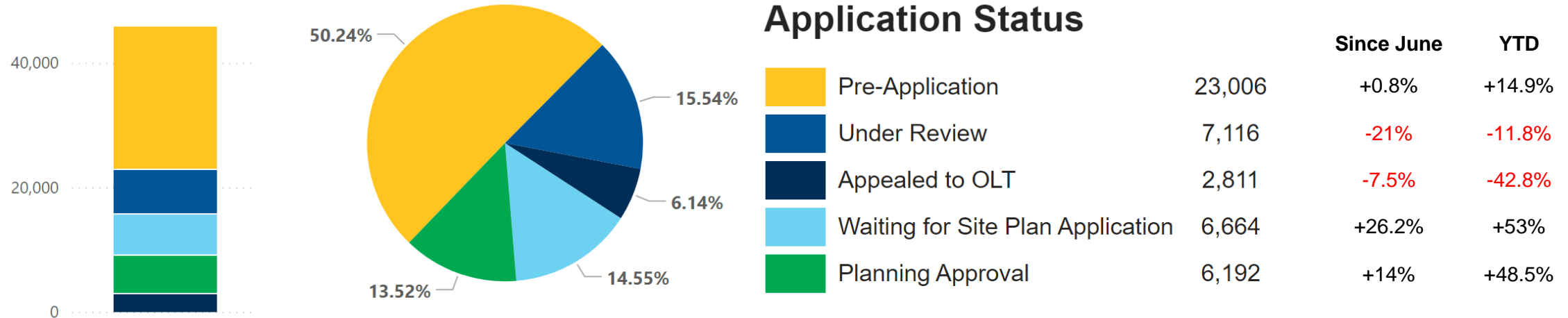


From Pipeline to Permit

Burlington's plan to enable 29,000 units in complete communities by 2031



Number of Housing Units - 45,789 Total

Designing and delivering complete communities in Burlington that:

- are inclusive, diverse and connected
- are safe
- environmentally sustainable
- have housing choice and affordability
- offer services, shops, community amenities, jobs and parks within walking distance
- are easy to get around with multiple transportation options

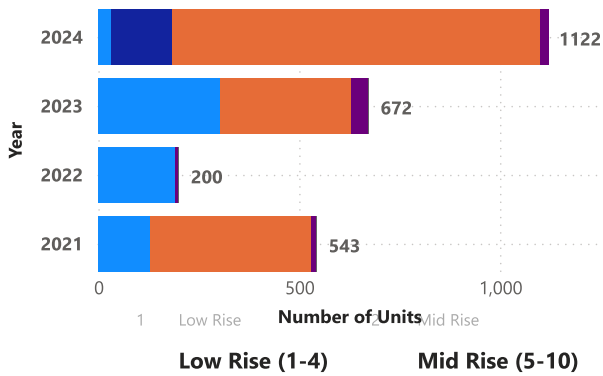
- **Pre-application** are developer consultations with the City prior to making a planning application
- **Under Review** are planning applications received by the City for consideration
- **Approved** are development applications that have received all planning approvals from the City and are ready to apply for a building permit
- **Waiting for Site Plan Application** are developments that have received zoning approval but have not yet applied for site plan approval
- **Appealed to OLT** are developments that are pending a land use planning decision from the Ontario Land Tribunal



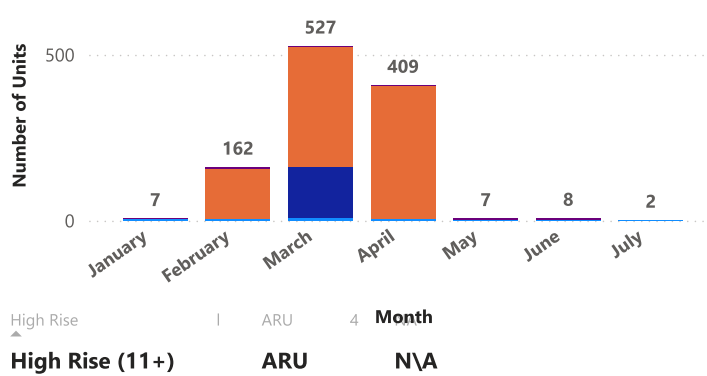
burlington.ca/development

Pipeline to Permit - Dwelling Units

Dwelling Units Approved by Building Size



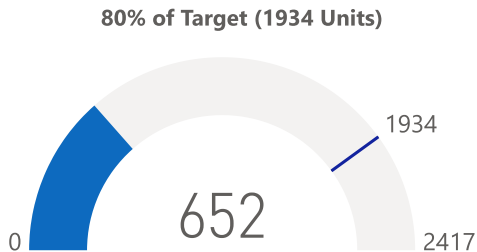
Dwelling Units Approved by Building Size (YTD)



Dwelling Units Approved (2023 - 2031)



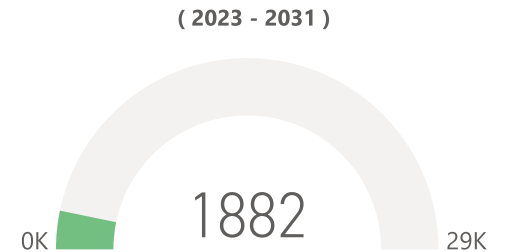
2024 Foundation Starts (Units)



2024 Foundation Starts (Units)

Wards	Low Rise (1-4)	Mid Rise (5-10)	High Rise (11+)	ARU	N/A	Total
Ward 1	119	153		4		276
Ward 2	3		314	1		318
Ward 3	2			3		5
Ward 4	21			2		23
Ward 5	3			2		5
Ward 6	21			4		25
Total	169	153	314	16		652

Foundation Starts (Units) (2023 - 2031)



Foundation Starts include units from permits issued in prior years.

Last Day Refres Column Title Last Date Refreshed

Generated at 6AM on: July 4, 2024