

**To:** Pipeline to Permit Committee

**From:** Nick Anastasopoulos, Chief Building Official

**Cc:** Samantha Yew, City Clerk

**Date:** November 21, 2024

**Re:** PP-27-24 Resubmission of Building Permits – Additional Data

---

**Purpose:**

This memo will serve to provide members of the Pipeline to Permit Committee with the additional building permit resubmission data, attached as Appendix A.

The additional data expands on the resubmission examples presented to the Pipeline to Permit Committee in building department report (BB-05-24) on November 7<sup>th</sup> with the focus on the following:

- Review time averages for resubmissions
  - Allocation of time attributed to the Building Department
- Response time averages for resubmissions
  - Allocation of time attributed to the building permit applicant
- Rate of building permit resubmissions
- Breakdown in relation to building permit categories

If there any questions, please connect with me.

Sincerely,

Nick Anastasopoulos  
Chief Building Official

## Permit Review Cycle Counts

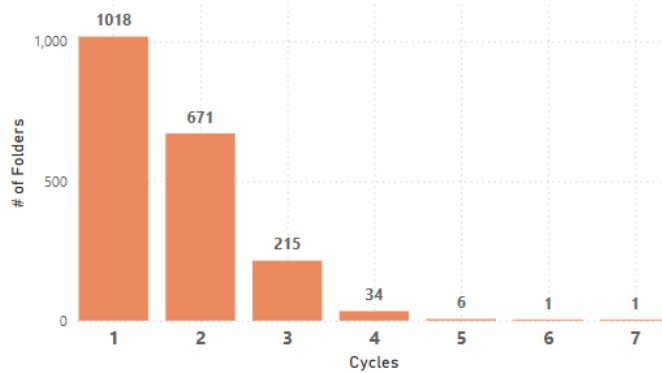
# 1946

Total Permits

### Cycle Counts by Permits

<b>1</b> Cycles	<b>1018</b> # of Permits
<b>2</b> Cycles	<b>671</b> # of Permits
<b>3</b> Cycles	<b>215</b> # of Permits
<b>4</b> Cycles	<b>34</b> # of Permits
<b>5</b> Cycles	<b>6</b> # of Permits

# of Folders by Cycles



### Permit Type

All

## Permit Review Cycle Counts

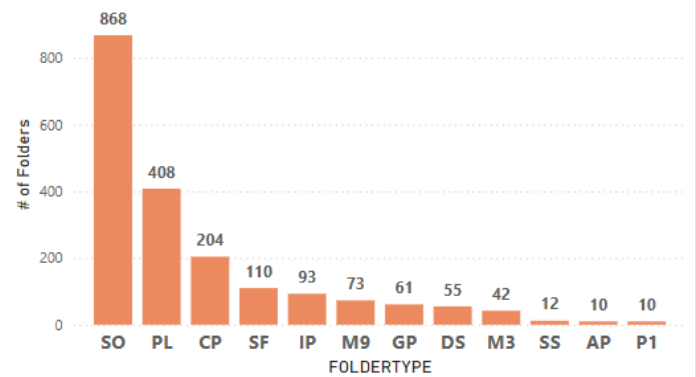
# 1946

Total Permits

### Cycle Counts by Permits

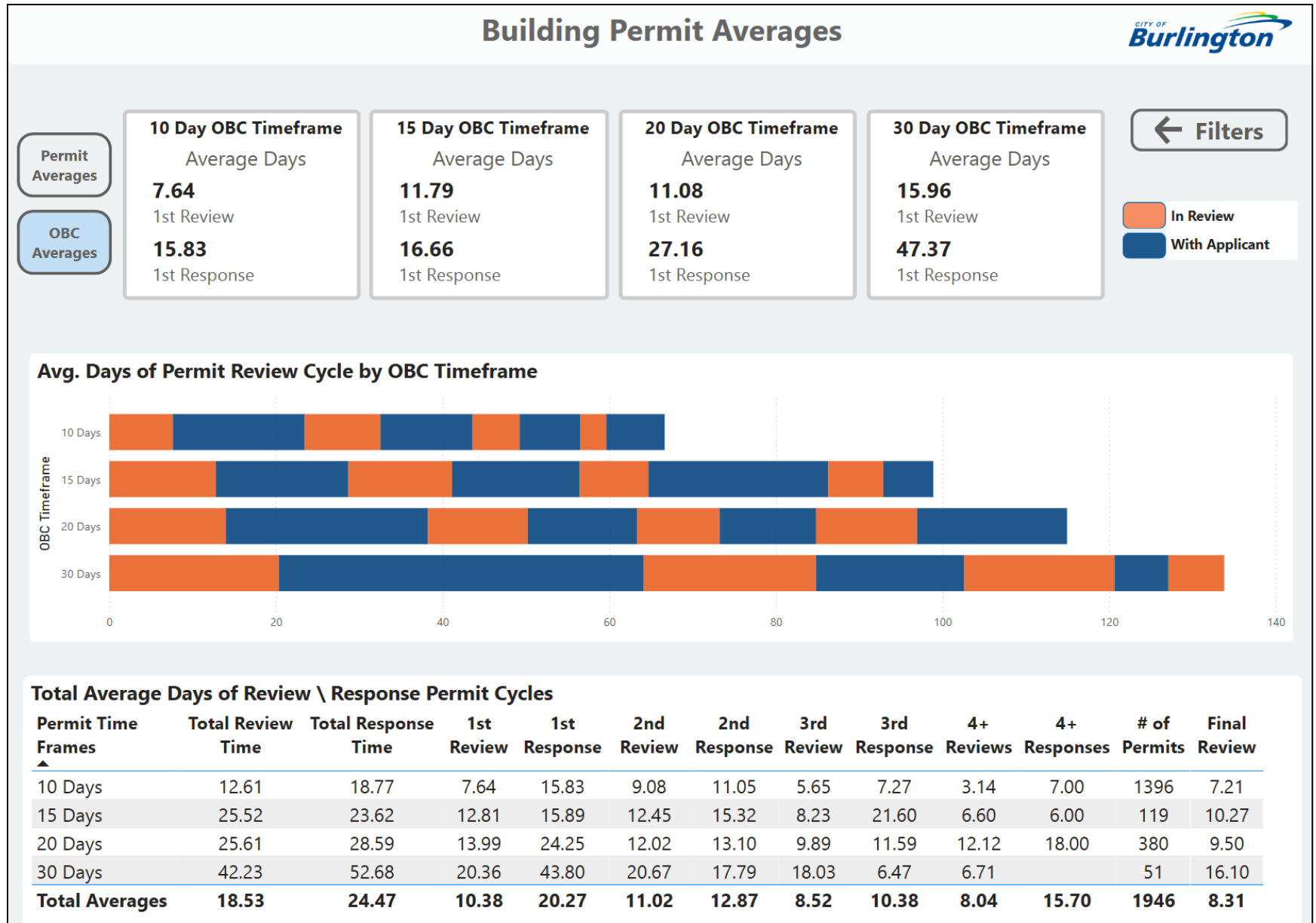
<b>1</b> Cycles	<b>1018</b> # of Permits
<b>2</b> Cycles	<b>671</b> # of Permits
<b>3</b> Cycles	<b>215</b> # of Permits
<b>4</b> Cycles	<b>34</b> # of Permits
<b>5</b> Cycles	<b>6</b> # of Permits

# of Folders by FOLDERTYPE



### Permit Type

All



## Building Permit Averages



Permit  
Averages

OBC  
Averages

**10 Day Permits**

Average Total Days

**12.61**

Avg. Total Review Time

**18.77**

Avg. Total Response Time

**21.67**

Avg. Total File Time

**15 Day Permits**

Average Total Days

**25.52**

Avg. Total Review Time

**23.62**

Avg. Total Response Time

**43.93**

Avg. Total File Time

**20 Day Permits**

Average Total Days

**25.61**

Avg. Total Review Time

**28.59**

Avg. Total Response Time

**47.68**

Avg. Total File Time

**30 Day Permits**

Average Total Days

**42.23**

Avg. Total Review Time

**52.68**

Avg. Total Response Time

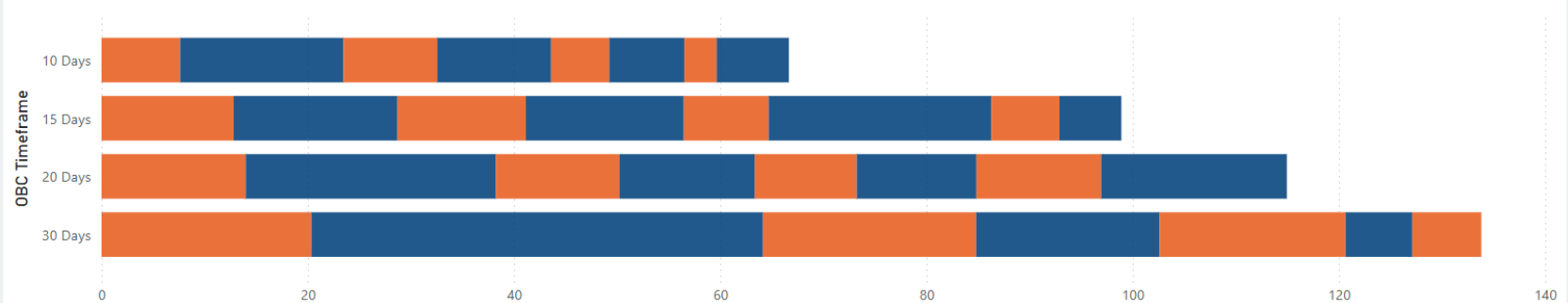
**79.39**

Avg. Total File Time

← Filters

In Review
  With Applicant

**Avg. Days of Permit Review Cycle by OBC Timeframe**



**Total Average Days of Review \ Response Permit Cycles**

Permit Time Frames	Total Review Time	Total Response Time	1st Review	1st Response	2nd Review	2nd Response	3rd Review	3rd Response	4+ Reviews	4+ Responses	# of Permits	Final Review
10 Days	12.61	18.77	7.64	15.83	9.08	11.05	5.65	7.27	3.14	7.00	1396	7.21
15 Days	25.52	23.62	12.81	15.89	12.45	15.32	8.23	21.60	6.60	6.00	119	10.27
20 Days	25.61	28.59	13.99	24.25	12.02	13.10	9.89	11.59	12.12	18.00	380	9.50
30 Days	42.23	52.68	20.36	43.80	20.67	17.79	18.03	6.47	6.71		51	16.10
<b>Total Averages</b>	<b>18.53</b>	<b>24.47</b>	<b>10.38</b>	<b>20.27</b>	<b>11.02</b>	<b>12.87</b>	<b>8.52</b>	<b>10.38</b>	<b>8.04</b>	<b>15.70</b>	<b>1946</b>	<b>8.31</b>

Appendix A  
Resubmission of Building Permits

