







SCALE 1:12500

Legend

-  Settlement Area Boundary
-  Residential
-  Commercial
-  Institutional
-  Park
-  Natural Heritage System

**This schedule is draft only and
 may be subject to further changes
 pending the outcome of the new OP.**

NOVEMBER 2016